

## INSTITUTIONAL

21.41M

SHARES HELD BY INSTITUTIONS

67.88%

NORTH AMERICAN

1.91%

NON-NORTH AMERICAN

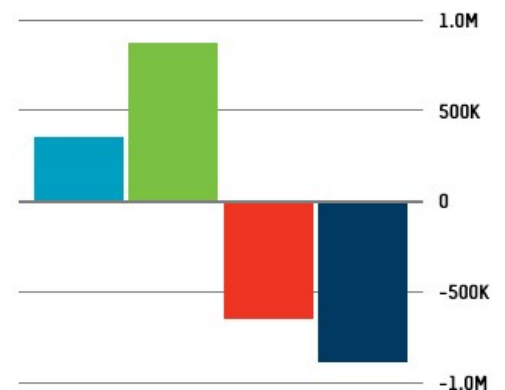
49.34%

TOP 10 INSTITUTIONAL HOLDERS

### OWNERSHIP ACTIVITY FOR Q1 2024

ACTIVITY	HOLDERS	SHARES
NEW	15	351,290
INCREASED	24	869,700
DECREASED	34	-654,860
SOLDOUT	23	-886,494
<b>NET CHANGE</b>		<b>-320,364</b>

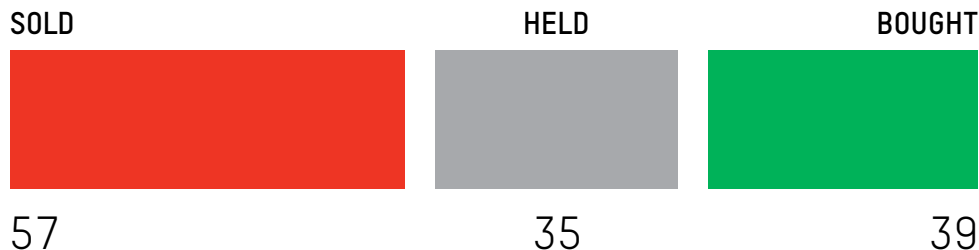
Shares



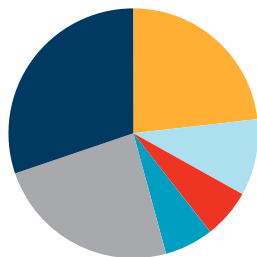
### TOP 10 INSTITUTIONAL HOLDERS

	POSITION	MARKET VALUE	MARKET VALUE CHANGE
1 Royce Investment Partners	2,488,382	\$7,863,287	▼ -\$123,426
2 Nokomis Capital LLC	1,953,657	\$6,173,556	▲ \$522,828
3 The Vanguard Group, Inc.	1,690,827	\$5,343,013	▲ \$42,256
4 AWM Investment Company, Inc.	1,644,037	\$5,195,157	\$0
5 BlackRock Institutional Trust Company, N.A.	1,631,244	\$5,154,731	▼ -\$442,258
6 Orchard Capital Management LLC	1,316,475	\$4,160,061	▲ \$52,488
7 Rice Hall James & Associates, LLC	1,238,446	\$3,913,489	▼ -\$33,866
8 Coho Partners, Ltd.	1,189,462	\$8,373,812	\$0
9 Mill Road Capital Management LLC	1,095,900	\$3,463,044	\$0
10 Contrarian Capital Management, LLC	889,144	\$2,809,695	\$0

### POSITION CHANGES

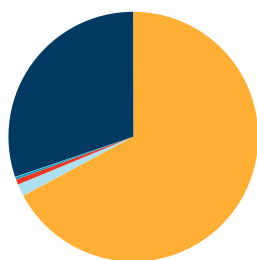


METRO REGION SUMMARY



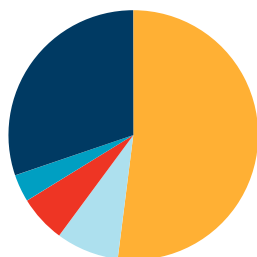
NEW YORK/NO. JERSEY/SO...	23.21%
PHILA./WILM./SO. JERSEY	9.89%
DALLAS/FORT WORTH	6.37%
CHICAGO & SUBURBS	6.32%
OTHER	24.01%
NON-INSTITUTIONAL	30.21%

COUNTRY SUMMARY



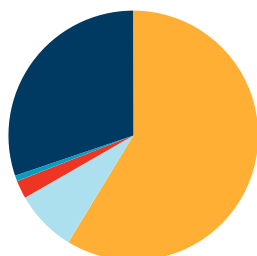
UNITED STATES	67.17%
ENGLAND	1.56%
CANADA	0.70%
GERMANY	0.30%
OTHER	0.05%
NON-INSTITUTIONAL	30.21%

CAP GROUP STYLE



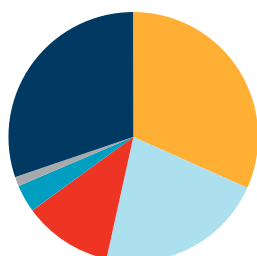
LARGE CAP HOLDER	52.01%
MULTI CAP	8.11%
MID CAP HOLDER	6.10%
SMALL CAP HOLDER	3.57%
NON-INSTITUTIONAL	30.21%

TURNOVER SUMMARY



LOW	58.70%
MEDIUM	7.99%
HIGH	2.35%
UNCLASSIFIED	0.74%
NON-INSTITUTIONAL	30.21%

INSTITUTION TYPE SUMMARY



INVESTMENT ADVISOR/HED...	31.70%
INVESTMENT ADVISOR	21.76%
HEDGE FUND	11.54%
PRIVATE EQUITY	3.57%
OTHER	1.22%
NON-INSTITUTIONAL	30.21%

INSTITUTIONAL OWNERSHIP 151 RECORDS FOUND

#	HOLDER NAME	POSITION	POS CHANGE	\$ MKT VAL	% O/S	REPORT DATE
---	-------------	----------	------------	------------	-------	-------------

#	HOLDER NAME	POSITION	POS CHANGE	\$ MKT VAL	% O/S	REPORT DATE
1	Royce Investment Partners	2,488,382	-39,059	7,863,287	8.11	03-31-24
2	Nokomis Capital LLC	1,953,657	165,452	6,173,556	6.37	03-31-24
3	The Vanguard Group, Inc.	1,690,827	13,372	5,343,013	5.51	03-31-24
4	AWM Investment Company, Inc.	1,644,037	0	5,195,157	5.36	03-31-24
5	BlackRock Institutional Trust Company, N.A.	1,631,244	-139,955	5,154,731	5.32	03-31-24
6	Orchard Capital Management LLC	1,316,475	16,610	4,160,061	4.29	03-31-24
7	Rice Hall James & Associates, LLC	1,238,446	-10,717	3,913,489	4.04	03-31-24
8	Coho Partners, Ltd.	1,189,462	0	8,373,812	3.88	04-30-23
9	Mill Road Capital Management LLC	1,095,900	0	3,463,044	3.57	03-31-24
10	Contrarian Capital Management, LLC	889,144	0	2,809,695	2.90	03-31-24
11	Parametric Portfolio Associates LLC	658,780	443,948	2,081,745	2.15	03-31-24
12	Geode Capital Management, L.L.C.	561,608	8,138	1,774,681	1.83	03-31-24
13	State Street Global Advisors (US)	517,600	-5,102	1,635,616	1.69	03-31-24
14	Foundry Partners, LLC	486,160	-205,139	1,536,266	1.58	03-31-24
15	Cambridge Investment Research Advisors, Inc.	295,750	35,050	819,228	0.96	06-30-24
16	Monarch Partners Asset Management LLC	226,932	-193	1,595,332	0.74	12-31-22
17	Renaissance Technologies LLC	226,274	39,325	715,026	0.74	03-31-24
18	Northern Trust Investments, Inc.	208,785	-15,626	659,761	0.68	03-31-24
19	Formula Growth Ltd.	200,000	0	632,000	0.65	03-31-24
20	Dimensional Fund Advisors, L.P.	160,416	-63,023	506,915	0.52	03-31-24
21	GSA Capital Partners LLP	147,084	100,333	464,785	0.48	03-31-24
22	Bridgeway Capital Management, LLC	134,335	5,042	424,499	0.44	03-31-24
23	Los Angeles Capital Management LLC	133,107	34,220	420,618	0.43	03-31-24
24	North Star Investment Management Corporation	129,075	0	407,877	0.42	03-31-24
25	Perritt Capital Management, Inc.	127,500	-1,500	402,900	0.42	03-31-24
26	RBF Capital, LLC	100,000	0	316,000	0.33	03-31-24
27	Assenagon Asset Management S.A.	90,525	0	250,754	0.30	06-30-24
28	Barclays Bank PLC	86,431	-16,717	273,122	0.28	03-31-24
29	Morgan Stanley & Co. LLC	84,091	-30,808	265,728	0.27	03-31-24
30	Invesco Capital Management LLC	77,256	77,256	244,129	0.25	03-31-24
31	Charles Schwab Investment Management, Inc.	76,662	0	242,252	0.25	03-31-24
32	PGIM Quantitative Solutions LLC	75,805	-3,400	239,544	0.25	03-31-24
33	Nuveen LLC	73,188	0	231,274	0.24	03-31-24
34	BlackRock Investment Management, LLC	72,000	-6,277	227,520	0.23	03-31-24
35	ETF Architect	71,975	5,040	199,371	0.23	06-30-24
36	Squarepoint Capital LLP	71,377	71,377	225,551	0.23	03-31-24
37	BlackRock Financial Management, Inc.	70,780	-19,971	223,665	0.23	03-31-24
38	T. Rowe Price International Ltd	67,864	18,869	214,450	0.22	03-31-24
39	Prescott Group Capital Management, LLC	64,100	64,100	202,556	0.21	03-31-24
40	Castleknight Management LP	53,900	0	170,324	0.18	03-31-24
41	Voya Investment Management LLC	44,871	607	141,792	0.15	03-31-24
42	HSBC Global Asset Management (UK) Limited	44,654	5,038	141,107	0.15	03-31-24
43	Newton Investment Management North America, LLC	42,550	0	117,864	0.14	06-30-24
44	American Century Investment Management, Inc.	40,387	0	127,623	0.13	03-31-24
45	Goldman Sachs & Company, Inc.	38,847	4,569	122,757	0.13	03-31-24

#	HOLDER NAME	POSITION	POS CHANGE	\$ MKT VAL	% O/S	REPORT DATE
46	Rhumblin Advisers Ltd. Partnership	36,872	-498	116,516	0.12	03-31-24
47	Creative Planning, Inc.	34,932	399	110,385	0.11	03-31-24
48	Millennium Management LLC	33,680	-10,105	106,429	0.11	03-31-24
49	BofA Global Research (US)	29,249	-28,629	92,427	0.10	03-31-24
50	Goldman Sachs Asset Management, L.P.	28,904	-5,511	91,337	0.09	03-31-24
51	Raymond James & Associates, Inc.	28,300	0	78,391	0.09	06-30-24
52	UBS Financial Services, Inc.	27,978	-2,457	88,410	0.09	03-31-24
53	Citadel Advisors LLC	27,108	27,108	85,661	0.09	03-31-24
54	Peak 6 Capital Management, LLC	25,347	25,347	80,097	0.08	03-31-24
55	D. E. Shaw & Co., L.P.	22,542	22,542	71,233	0.07	03-31-24
56	SRS Capital Advisors, Inc	21,980	0	69,457	0.07	03-31-24
57	DWS Investments UK Limited	21,923	2,696	69,277	0.07	03-31-24
58	BNP Paribas Securities Corp. North America	21,796	1,098	68,875	0.07	03-31-24
59	PGIM Fixed Income	21,700	-15,800	68,572	0.07	03-31-24
60	Dimensional Fund Advisors, Ltd.	21,561	-6,558	59,724	0.07	06-30-24
61	Virtu Americas LLC	20,833	20,833	65,832	0.07	03-31-24
62	XTX Markets LLC	16,330	16,330	51,603	0.05	03-31-24
63	Quadrature Capital LLP	16,094	16,094	50,857	0.05	03-31-24
64	Legato Capital Management LLC	15,047	54	41,680	0.05	06-30-24
65	Northern Trust Global Investments	14,574	-1,364	46,054	0.05	03-31-24
66	State Street Global Advisors Ireland Limited	14,487	-53	101,988	0.05	04-30-23
67	Jane Street Capital, L.L.C.	14,069	1,038	44,458	0.05	03-31-24
68	SunAmerica Asset Management, LLC	13,556	-116	42,837	0.04	03-31-24
69	State of Wisconsin Investment Board	13,100	-2,500	41,396	0.04	03-31-24
70	Occudo Quantitative Strategies LP	11,551	-2,010	36,501	0.04	03-31-24
71	Manulife Investment Management (North America) Limited	11,504	141	36,353	0.04	03-31-24
72	JPMorgan Private Bank (United States)	11,245	-6,585	35,534	0.04	03-31-24
73	Mirae Asset Global Investments (USA) LLC	11,233	0	54,817	0.04	12-31-23
74	SEI Investments Management Corporation	10,939	-13,182	30,301	0.04	06-30-24
75	LSV Asset Management	10,910	-12,363	30,221	0.04	06-30-24
76	Stifel, Nicolaus & Company, Incorporated	10,754	-3,601	33,983	0.04	03-31-24
77	Invesco Advisers, Inc.	8,894	8,894	28,105	0.03	03-31-24
78	Wells Fargo Bank, N.A.	8,434	1,123	26,651	0.03	03-31-24
79	Tower Research Capital LLC	5,777	3,603	18,255	0.02	03-31-24
80	Citi Investment Research (US)	5,715	208	18,059	0.02	03-31-24
81	J.P. Morgan Securities LLC	5,272	-3,761	16,660	0.02	03-31-24
82	AllianceBernstein L.P.	4,800	0	15,168	0.02	03-31-24
83	Avantis Investors	4,013	0	12,681	0.01	03-31-24
84	Jamison Private Wealth Management, Inc.	4,000	0	11,080	0.01	06-30-24
85	Morgan Stanley Smith Barney LLC	3,851	2,601	12,169	0.01	03-31-24
86	ProShare Advisors LLC	3,685	-1,257	10,207	0.01	06-30-24
87	Principal Global Investors (Equity)	3,677	293	10,185	0.01	06-30-24
88	Mackenzie Financial Corporation	3,348	-84	10,580	0.01	03-31-24
89	Fidelity Management & Research Company LLC	2,822	-4,187	8,918	0.01	03-31-24
90	Legal & General Investment Management Ltd.	2,789	-325	8,813	0.01	03-31-24

#	HOLDER NAME	POSITION	POS CHANGE	\$ MKT VAL	% O/S	REPORT DATE
91	California State Teachers Retirement System	2,765	-1,763	8,737	0.01	03-31-24
92	BNY Mellon Asset Management	2,697	-49,615	7,471	0.01	06-30-24
93	Carson Wealth Management Group	2,435	-2,350	6,745	0.01	06-30-24
94	BlackRock Fund Advisors	2,317	2,317	6,881	0.01	04-30-24
95	T. Rowe Price Associates, Inc.	1,838	469	5,808	0.01	03-31-24
96	Ameritas Investment Partners, Inc.	1,662	0	5,252	0.01	03-31-24
97	Vaughan Nelson Investment Management, L.P.	1,661	0	5,249	0.01	03-31-24
98	DWS Investment Management Americas, Inc.	1,319	0	4,168	0.00	03-31-24
99	BlackRock Japan Co., Ltd.	1,274	0	4,026	0.00	03-31-24
100	Nuveen Asset Management, LLC	1,094	0	3,457	0.00	03-31-24
101	Horizon Kinetics LLC	1,070	0	3,381	0.00	03-31-24
102	EverSource Wealth Advisors, LLC	1,002	801	3,166	0.00	03-31-24
103	Private Wealth Management Group, LLC	960	960	3,034	0.00	03-31-24
104	Amalgamated Bank Institutional Asset Management & Custody	949	-2,836	2,999	0.00	03-31-24
105	DFA Australia Ltd.	896	0	2,661	0.00	04-30-24
106	RBC Wealth Management, International	616	-5,252	1,947	0.00	03-31-24
107	ProFund Advisors LLC	598	-24	1,776	0.00	04-30-24
108	Guggenheim Investments	391	0	1,044	0.00	05-31-24
109	BlackRock Asset Management Canada Limited	386	0	1,220	0.00	03-31-24
110	Cornerstone Wealth Management	328	328	1,036	0.00	03-31-24
111	New York State Common Retirement Fund	240	-5,258	665	0.00	06-30-24
112	Morgan Stanley Investment Management Inc. (US)	212	-45	670	0.00	03-31-24
113	Avion Wealth, LLC	190	33	526	0.00	06-30-24
114	NISA Investment Advisors, L.L.C.	155	-805	429	0.00	06-30-24
115	Clear Street Markets LLC	136	136	377	0.00	06-30-24
116	Janus Henderson Investors	132	132	644	0.00	12-31-23
117	VIMA LLC	100	100	488	0.00	12-31-23
118	Principal Securities Inc	100	0	277	0.00	06-30-24
119	Huntington Private Financial Group	79	79	250	0.00	03-31-24
120	Capital Advisors, Ltd., LLC	67	67	186	0.00	06-30-24
121	Quadrant Family Wealth Advisors	38	38	120	0.00	03-31-24
122	Morgan Stanley & Co. International Plc	7	-137	22	0.00	03-31-24
123	Avior Wealth Management, LLC	4	4	13	0.00	03-31-24
124	Mellon Investments Corporation	1	-14,482	3	0.00	06-30-24
125	Marshall Wace LLP	0	-63,921	0	0.00	03-31-24
126	Metropolitan Life Insurance Co. (US)	0	-46	0	0.00	03-31-24
127	Columbia Threadneedle Investments (US)	0	-195,867	0	0.00	03-31-24
128	BNY Mellon Wealth Management	0	-157	0	0.00	03-31-24
129	Barclays Capital Inc.	0	-184	0	0.00	03-31-24
130	Comerica, Inc.	0	-1,171	0	0.00	03-31-24
131	Connor, Clark & Lunn Investment Management Ltd.	0	-11,985	0	0.00	03-31-24
132	Franklin Mutual Advisers, LLC	0	-392,262	0	0.00	03-31-24
133	Chartwell Investment Partners, LLC	0	-92,603	0	0.00	03-31-24
134	Acadian Asset Management LLC	0	-22,956	0	0.00	03-31-24
135	PanAgora Asset Management Inc.	0	-13,733	0	0.00	06-30-24

#	HOLDER NAME	POSITION	POS CHANGE	\$ MKT VAL	% O/S	REPORT DATE
136	RBC Global Asset Management (U.S.) Inc.	0	-12,400	0	0.00	03-31-24
137	Cambridge Trust Company	0	-1,000	0	0.00	03-31-24
138	Aperio Group, LLC	0	-174	0	0.00	03-31-24
139	Blackstone Alternative Investment Advisors LLC	0	-200	0	0.00	03-31-24
140	Glassman Wealth Services LLC	0	-758	0	0.00	03-31-24
141	Granite Investment Partners, LLC	0	-22,974	0	0.00	05-31-24
142	Simplex Trading, LLC	0	-407	0	0.00	03-31-24
143	MetLife Investment Management, LLC	0	-15,262	0	0.00	03-31-24
144	Red Tortoise LLC	0	-438	0	0.00	06-30-24
145	Corton Capital Inc	0	-13,599	0	0.00	03-31-24
146	Farther Finance Advisors, LLC	0	-113	0	0.00	06-30-24
147	RBC Capital Partners	0	-3,227	0	0.00	03-31-24
148	Two Sigma Investments, LP	0	-12,600	0	0.00	03-31-24
149	Susquehanna International Group, LLP	0	-24,484	0	0.00	03-31-24
150	BlackRock Investment Management (UK) Ltd.	0	-21,131	0	0.00	03-31-24
151	Lee Financial Company, L.L.C.	0	-100	0	0.00	03-31-24

As of latest reported date