

INSTITUTIONAL

21.63M

SHARES HELD BY INSTITUTIONS

69.64%

NORTH AMERICAN

1.60%

NON-NORTH AMERICAN

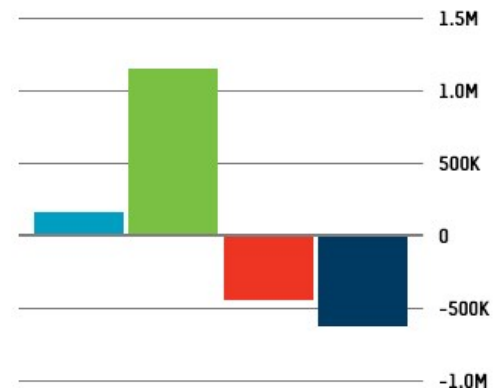
49.84%

TOP 10 INSTITUTIONAL HOLDERS

OWNERSHIP ACTIVITY FOR Q4 2023

ACTIVITY	HOLDERS	SHARES
NEW	20	161,526
INCREASED	36	1,143,655
DECREASED	31	-443,976
SOLDOUT	20	-627,019
NET CHANGE		234,186

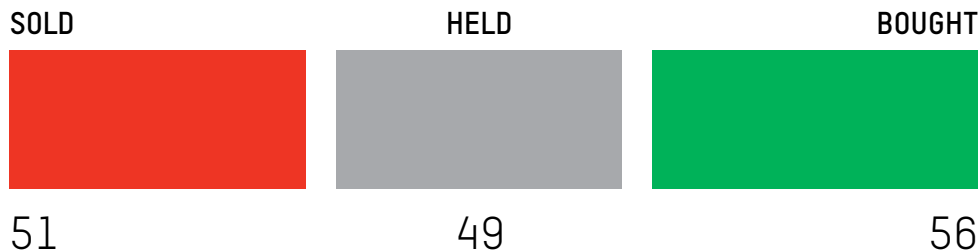
Shares



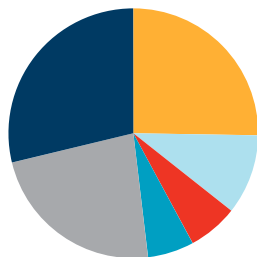
TOP 10 INSTITUTIONAL HOLDERS

	POSITION	MARKET VALUE	MARKET VALUE CHANGE
1 Royce Investment Partners	2,527,441	\$12,333,912	▼ -\$300,057
2 Nokomis Capital LLC	1,788,205	\$8,726,440	▲ \$716,691
3 BlackRock Institutional Trust Company, N.A.	1,771,199	\$8,643,451	▲ \$546,033
4 The Vanguard Group, Inc.	1,677,455	\$8,185,980	▲ \$482,188
5 AWM Investment Company, Inc.	1,644,037	\$8,022,901	\$0
6 Orchard Capital Management LLC	1,299,865	\$6,343,341	▲ \$390,254
7 Rice Hall James & Associates, LLC	1,249,163	\$6,095,915	▼ -\$249,046
8 Coho Partners, Ltd.	1,189,462	\$8,373,812	\$0
9 Mill Road Capital Management LLC	1,095,900	\$5,347,992	\$0
10 Contrarian Capital Management, LLC	889,144	\$4,339,023	\$0

POSITION CHANGES

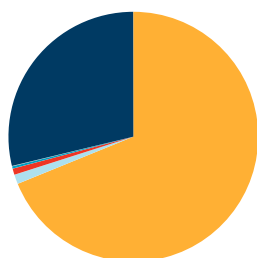


METRO REGION SUMMARY



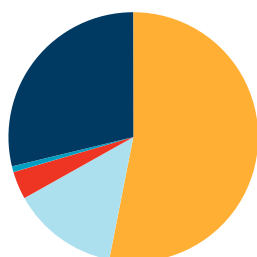
NEW YORK/NO. JERSEY/SO...	25.27%
PHILA./WILM./SO. JERSEY	10.37%
SAN FRANCISCO/OAKLAND/...	6.49%
CHICAGO & SUBURBS	6.00%
OTHER	23.11%
NON-INSTITUTIONAL	28.76%

COUNTRY SUMMARY



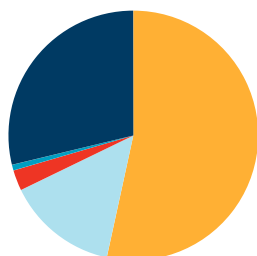
UNITED STATES	68.84%
ENGLAND	1.23%
CANADA	0.80%
GERMANY	0.31%
OTHER	0.05%
NON-INSTITUTIONAL	28.76%

CAP GROUP STYLE



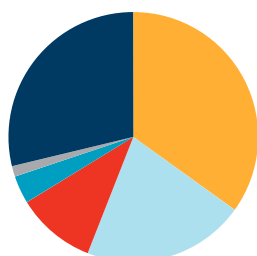
LARGE CAP HOLDER	53.10%
MULTI CAP	13.78%
SMALL CAP HOLDER	3.61%
MID CAP HOLDER	0.75%
NON-INSTITUTIONAL	28.76%

TURNOVER SUMMARY



LOW	53.43%
MEDIUM	14.38%
HIGH	2.68%
UNCLASSIFIED	0.75%
NON-INSTITUTIONAL	28.76%

INSTITUTION TYPE SUMMARY



INVESTMENT ADVISOR/HED...	34.93%
INVESTMENT ADVISOR	21.03%
HEDGE FUND	10.29%
PRIVATE EQUITY	3.61%
OTHER	1.38%
NON-INSTITUTIONAL	28.76%

INSTITUTIONAL OWNERSHIP 158 RECORDS FOUND

#	HOLDER NAME	POSITION	POS CHANGE	\$ MKT VAL	% O/S	REPORT DATE
---	-------------	----------	------------	------------	-------	-------------

#	HOLDER NAME	POSITION	POS CHANGE	\$ MKT VAL	% O/S	REPORT DATE
1	Royce Investment Partners	2,527,441	-61,487	12,333,912	8.32	12-31-23
2	Nokomis Capital LLC	1,788,205	146,863	8,726,440	5.89	12-31-23
3	BlackRock Institutional Trust Company, N.A.	1,771,199	111,892	8,643,451	5.83	12-31-23
4	The Vanguard Group, Inc.	1,677,455	98,809	8,185,980	5.53	12-31-23
5	AWM Investment Company, Inc.	1,644,037	0	8,022,901	5.42	12-31-23
6	Orchard Capital Management LLC	1,299,865	79,970	6,343,341	4.28	12-31-23
7	Rice Hall James & Associates, LLC	1,249,163	-51,034	6,095,915	4.11	12-31-23
8	Coho Partners, Ltd.	1,189,462	0	8,373,812	3.92	04-30-23
9	Mill Road Capital Management LLC	1,095,900	0	5,347,992	3.61	12-31-23
10	Contrarian Capital Management, LLC	889,144	0	4,339,023	2.93	12-31-23
11	Foundry Partners, LLC	691,299	227,179	3,373,539	2.28	12-31-23
12	Geode Capital Management, L.L.C.	553,470	10,391	2,700,934	1.82	12-31-23
13	State Street Global Advisors (US)	522,702	18,230	2,550,786	1.72	12-31-23
14	Franklin Mutual Advisers, LLC	392,262	0	1,914,239	1.29	12-31-23
15	Monarch Partners Asset Management LLC	226,932	-193	1,595,332	0.75	12-31-22
16	Northern Trust Investments, Inc.	224,411	9,838	1,095,126	0.74	12-31-23
17	Dimensional Fund Advisors, L.P.	223,439	9,537	1,090,382	0.74	12-31-23
18	Parametric Portfolio Associates LLC	214,832	86,966	1,048,380	0.71	12-31-23
19	Formula Growth Ltd.	200,000	0	976,000	0.66	12-31-23
20	Columbia Threadneedle Investments (US)	195,867	-17,932	955,831	0.65	12-31-23
21	Renaissance Technologies LLC	186,949	200	912,311	0.62	12-31-23
22	Bridgeway Capital Management, LLC	129,293	5,568	630,950	0.43	12-31-23
23	North Star Investment Management Corporation	129,075	0	629,886	0.43	12-31-23
24	Perritt Capital Management, Inc.	129,000	-2,300	629,520	0.42	12-31-23
25	Morgan Stanley & Co. LLC	114,899	73,464	560,707	0.38	12-31-23
26	Barclays Bank PLC	103,148	49,525	503,362	0.34	12-31-23
27	RBF Capital, LLC	100,000	0	488,000	0.33	12-31-23
28	Los Angeles Capital Management LLC	98,887	0	482,569	0.33	12-31-23
29	Assenagon Asset Management S.A.	93,964	71,276	458,544	0.31	12-31-23
30	Chartwell Investment Partners, LLC	92,603	-12,445	451,903	0.31	12-31-23
31	BlackRock Financial Management, Inc.	90,751	3,878	442,865	0.30	12-31-23
32	PGIM Quantitative Solutions LLC	79,205	-42,444	386,520	0.26	12-31-23
33	BlackRock Investment Management, LLC	78,277	-387	381,992	0.26	12-31-23
34	Charles Schwab Investment Management, Inc.	76,662	0	374,111	0.25	12-31-23
35	Nuveen LLC	73,188	0	357,157	0.24	12-31-23
36	BNY Mellon Asset Management	69,279	0	338,082	0.23	12-31-23
37	Marshall Wace LLP	63,921	4,561	311,934	0.21	12-31-23
38	ETF Architect	61,893	5,568	302,038	0.20	12-31-23
39	BofA Global Research (US)	57,878	11,559	282,445	0.19	12-31-23
40	Castleknight Management LP	53,900	0	263,032	0.18	12-31-23
41	Cambridge Investment Research Advisors, Inc.	50,450	9,700	246,196	0.17	12-31-23
42	T. Rowe Price International Ltd	48,995	16,500	239,096	0.16	12-31-23
43	GSA Capital Partners LLP	46,751	46,751	228,145	0.15	12-31-23
44	Voya Investment Management LLC	44,264	7,413	216,008	0.15	12-31-23
45	Millennium Management LLC	43,785	-85,301	213,671	0.14	12-31-23

#	HOLDER NAME	POSITION	POS CHANGE	\$ MKT VAL	% O/S	REPORT DATE
46	Newton Investment Management North America, LLC	42,550	0	207,644	0.14	12-31-23
47	American Century Investment Management, Inc.	40,387	10,625	197,089	0.13	12-31-23
48	HSBC Global Asset Management (UK) Limited	39,616	23,366	193,326	0.13	12-31-23
49	PGIM Fixed Income	37,500	-30,100	183,000	0.12	12-31-23
50	Rhumbline Advisers Ltd. Partnership	37,370	-49	182,366	0.12	12-31-23
51	Creative Planning, Inc.	34,533	20,880	168,521	0.11	12-31-23
52	Goldman Sachs Asset Management, L.P.	34,415	-994	167,945	0.11	12-31-23
53	Goldman Sachs & Company, Inc.	34,278	3,802	167,277	0.11	12-31-23
54	UBS Financial Services, Inc.	30,435	16,005	148,523	0.10	12-31-23
55	Raymond James & Associates, Inc.	28,950	0	141,276	0.10	12-31-23
56	Dimensional Fund Advisors, Ltd.	28,119	0	97,573	0.09	01-31-24
57	Granite Investment Partners, LLC	25,086	-2,947	87,048	0.08	01-31-24
58	Susquehanna International Group, LLP	24,484	24,484	119,482	0.08	12-31-23
59	SEI Investments Management Corporation	24,121	8,780	70,192	0.08	02-29-24
60	LSV Asset Management	23,273	8,430	67,724	0.08	02-29-24
61	Acadian Asset Management LLC	22,956	-40,762	112,025	0.08	12-31-23
62	SRS Capital Advisors, Inc	21,980	0	107,262	0.07	12-31-23
63	BlackRock Investment Management (UK) Ltd.	21,131	0	103,119	0.07	12-31-23
64	BNP Paribas Securities Corp. North America	20,698	-22,539	101,006	0.07	12-31-23
65	DWS Investments UK Limited	19,227	-696	93,828	0.06	12-31-23
66	JPMorgan Private Bank (United States)	17,830	17,830	87,010	0.06	12-31-23
67	Northern Trust Global Investments	15,938	-6,927	77,777	0.05	12-31-23
68	State of Wisconsin Investment Board	15,600	15,600	76,128	0.05	12-31-23
69	MetLife Investment Management, LLC	15,262	0	74,479	0.05	12-31-23
70	Legato Capital Management LLC	14,975	0	73,078	0.05	12-31-23
71	State Street Global Advisors Ireland Limited	14,487	-53	101,988	0.05	04-30-23
72	Stifel, Nicolaus & Company, Incorporated	14,355	-2,522	70,052	0.05	12-31-23
73	SunAmerica Asset Management, LLC	13,672	-56	66,719	0.05	12-31-23
74	Corton Capital Inc	13,599	13,599	66,363	0.04	12-31-23
75	PanAgora Asset Management Inc.	13,593	-1,334	66,334	0.04	12-31-23
76	Occudo Quantitative Strategies LP	13,561	-2,372	66,178	0.04	12-31-23
77	Jane Street Capital, L.L.C.	13,031	13,031	63,591	0.04	12-31-23
78	Two Sigma Investments, LP	12,600	-15,500	61,488	0.04	12-31-23
79	RBC Global Asset Management (U.S.) Inc.	12,400	-2,600	60,512	0.04	12-31-23
80	Connor, Clark & Lunn Investment Management Ltd.	11,985	11,985	58,487	0.04	12-31-23
81	Manulife Investment Management (North America) Limited	11,363	0	55,451	0.04	12-31-23
82	Mirae Asset Global Investments (USA) LLC	11,233	0	54,817	0.04	12-31-23
83	Mellon Investments Corporation	10,800	-30,009	52,704	0.04	12-31-23
84	J.P. Morgan Securities LLC	9,033	9,033	44,081	0.03	12-31-23
85	Wells Fargo Bank, N.A.	7,311	1,629	35,678	0.02	12-31-23
86	Fidelity Management & Research Company LLC	7,009	-523	34,204	0.02	12-31-23
87	RBC Wealth Management, International	5,868	2,262	28,636	0.02	12-31-23
88	New York State Common Retirement Fund	5,543	80	27,050	0.02	12-31-23
89	Citi Investment Research (US)	5,507	5,274	26,874	0.02	12-31-23
90	AllianceBernstein L.P.	4,800	0	16,656	0.02	01-31-24

#	HOLDER NAME	POSITION	POS CHANGE	\$ MKT VAL	% O/S	REPORT DATE
91	California State Teachers Retirement System	4,528	-1,542	22,097	0.01	12-31-23
92	ProShare Advisors LLC	4,030	-523	11,727	0.01	02-29-24
93	Avantis Investors	4,013	390	19,583	0.01	12-31-23
94	Amalgamated Bank Institutional Asset Management & Custody	3,785	-282	18,471	0.01	12-31-23
95	Mackenzie Financial Corporation	3,432	-1,477	16,748	0.01	12-31-23
96	Principal Global Investors (Equity)	3,384	66	9,847	0.01	02-29-24
97	RBC Capital Partners	3,227	3,227	15,748	0.01	12-31-23
98	Legal & General Investment Management Ltd.	3,114	0	15,196	0.01	12-31-23
99	Tower Research Capital LLC	2,174	-8,431	10,609	0.01	12-31-23
100	Ameritas Investment Partners, Inc.	1,662	0	8,111	0.01	12-31-23
101	Vaughan Nelson Investment Management, L.P.	1,661	0	8,106	0.01	12-31-23
102	T. Rowe Price Associates, Inc.	1,369	0	6,681	0.00	12-31-23
103	DWS Investment Management Americas, Inc.	1,319	0	6,437	0.00	12-31-23
104	BlackRock Japan Co., Ltd.	1,274	0	6,217	0.00	12-31-23
105	Morgan Stanley Smith Barney LLC	1,250	-350	6,100	0.00	12-31-23
106	Comerica, Inc.	1,171	1,171	5,714	0.00	12-31-23
107	Nuveen Asset Management, LLC	1,094	1,094	5,339	0.00	12-31-23
108	Horizon Kinetics LLC	1,070	0	3,713	0.00	01-31-24
109	Cambridge Trust Company	1,000	1,000	4,880	0.00	12-31-23
110	NISA Investment Advisors, L.L.C.	990	30	4,831	0.00	12-31-23
111	DFA Australia Ltd.	896	896	3,924	0.00	10-31-23
112	Glassman Wealth Services LLC	758	758	3,699	0.00	12-31-23
113	Carson Wealth Management Group	727	231	3,548	0.00	12-31-23
114	Blackstone Alternative Investment Advisors LLC	700	-600	5,131	0.00	03-31-23
115	ProFund Advisors LLC	554	-37	2,704	0.00	12-31-23
116	Simplex Trading, LLC	407	407	1,986	0.00	12-31-23
117	Guggenheim Investments	391	0	1,357	0.00	01-31-24
118	BlackRock Asset Management Canada Limited	386	0	1,884	0.00	12-31-23
119	Aristotle Pacific Capital, LLC	307	0	1,065	0.00	01-31-24
120	Morgan Stanley Investment Management Inc. (US)	257	80	1,254	0.00	12-31-23
121	EverSource Wealth Advisors, LLC	201	114	981	0.00	12-31-23
122	Barclays Capital Inc.	184	184	898	0.00	12-31-23
123	Aperio Group, LLC	174	0	849	0.00	12-31-23
124	BNY Mellon Wealth Management	157	-72	766	0.00	12-31-23
125	Morgan Stanley & Co. International Plc	144	144	703	0.00	12-31-23
126	Janus Henderson Investors	132	132	644	0.00	12-31-23
127	Lee Financial Company, L.L.C.	100	0	488	0.00	12-31-23
128	Principal Securities Inc	100	100	488	0.00	12-31-23
129	VIMA LLC	100	100	488	0.00	12-31-23
130	Metropolitan Life Insurance Co. (US)	46	-1,472	224	0.00	12-31-23
131	Numeric Investors LLC	0	-42,121	0	0.00	12-31-23
132	Point72 Asset Management, L.P.	0	-2,322	0	0.00	12-31-23
133	Wells Fargo Advisors	0	-2,500	0	0.00	12-31-23
134	Wellington Management Company, LLP	0	-490	0	0.00	09-30-23
135	Invesco Capital Management LLC	0	-18,859	0	0.00	12-31-23

#	HOLDER NAME	POSITION	POS CHANGE	\$ MKT VAL	% O/S	REPORT DATE
136	Landscape Capital Management, L.L.C.	0	-87,693	0	0.00	12-31-23
137	Feltz WealthPLAN, Inc.	0	-30	0	0.00	09-30-23
138	Group One Trading, L.P.	0	-49	0	0.00	09-30-23
139	Cubist Systematic Strategies, LLC	0	-13,078	0	0.00	12-31-23
140	Covestor, Ltd.	0	-1	0	0.00	12-31-23
141	Quadrature Capital LLP	0	-31,325	0	0.00	12-31-23
142	Boothbay Fund Management, LLC	0	-29,417	0	0.00	12-31-23
143	Axxcess Wealth Management, LLC	0	-33,584	0	0.00	12-31-23
144	Osaic Holdings, Inc.	0	-50	0	0.00	09-30-23
145	Innealta Capital, LLC	0	-775	0	0.00	12-31-23
146	Harvest Volatility Management LLC	0	-158	0	0.00	09-30-23
147	Fuller & Thaler Asset Management Inc.	0	-281,360	0	0.00	09-30-23
148	Martingale Asset Management, L.P.	0	-49,828	0	0.00	12-31-23
149	Lord, Abnett & Co. LLC	0	-98,600	0	0.00	12-31-23
150	Hotchkis and Wiley Capital Management, LLC	0	-610	0	0.00	09-30-23
151	Citadel Advisors LLC	0	-124,587	0	0.00	12-31-23
152	J.P. Morgan Private Wealth Advisors LLC	0	-11,829	0	0.00	12-31-23
153	JP Morgan Asset Management	0	-17,830	0	0.00	12-31-23
154	Invesco Advisers, Inc.	0	-10,250	0	0.00	12-31-23
155	D. E. Shaw & Co., L.P.	0	-10,058	0	0.00	12-31-23
156	The Quarry LP	0	-12,257	0	0.00	12-31-23
157	GTS Securities LLC	0	-30,105	0	0.00	12-31-23
158	Divisadero Street Capital Management, LP	0	-140,000	0	0.00	09-30-23

As of latest reported date