

INSTITUTIONAL

18.32M

SHARES HELD BY INSTITUTIONS

74.52%

NORTH AMERICAN

0.41%

NON-NORTH AMERICAN

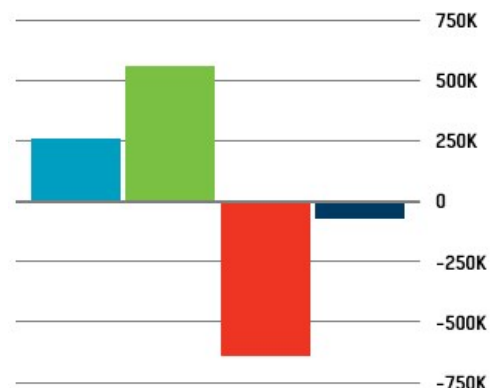
58.35%

TOP 10 INSTITUTIONAL HOLDERS

OWNERSHIP ACTIVITY FOR Q4 2016

ACTIVITY	HOLDERS	SHARES
NEW	12	256,403
INCREASED	26	556,331
DECREASED	25	-644,264
SOLDOUT	9	-71,684
NET CHANGE		96,786

Shares



TOP 10 INSTITUTIONAL HOLDERS

1	Ariel Investments, LLC
2	Wells Capital Management Inc.
3	Wellington Management Company, LLP
4	BlackRock Institutional Trust Company, N.A.
5	Perritt Capital Management, Inc.
6	The Vanguard Group, Inc.
7	Royce & Associates, LP
8	Rice Hall James & Associates, LLC
9	Renaissance Technologies LLC
10	New York State Common Retirement Fund

POSITION

MARKET VALUE

MARKET VALUE CHANGE

3,476,882	\$28,614,739	▼ -\$2,012,951
2,485,995	\$20,459,739	▲ \$379,197
2,420,012	\$19,916,699	▲ \$913,448
1,764,214	\$14,519,481	▼ -\$389,592
894,063	\$7,358,138	▼ -\$41,150
832,040	\$6,847,689	▲ \$163,143
794,660	\$6,540,052	▼ -\$361,297
633,786	\$5,216,059	▼ -\$1,225,612
609,400	\$5,015,362	▲ \$444,420
357,195	\$2,939,715	▼ -\$64,968

POSITION CHANGES

SOLD



34

HELD



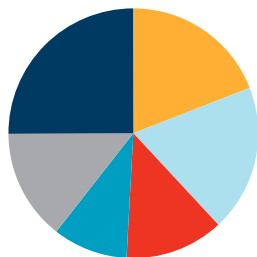
30

BOUGHT



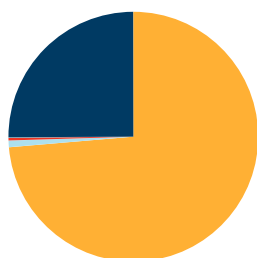
38

METRO REGION SUMMARY



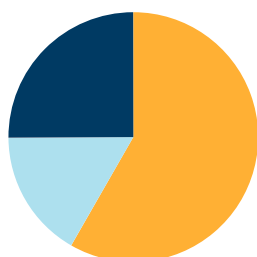
SAN FRANCISCO/OAKLAND/...	19.09%
CHICAGO & SUBURBS	18.99%
BOSTON/PROVIDENCE/CAMB...	12.80%
NEW YORK/NO. JERSEY/SO...	9.71%
OTHER	14.35%
NON-INSTITUTIONAL	25.07%

COUNTRY SUMMARY



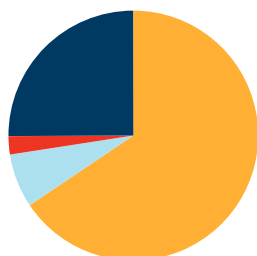
UNITED STATES	73.65%
CANADA	0.87%
ENGLAND	0.34%
GERMANY	0.06%
OTHER	0.01%
NON-INSTITUTIONAL	25.07%

CAP GROUP STYLE



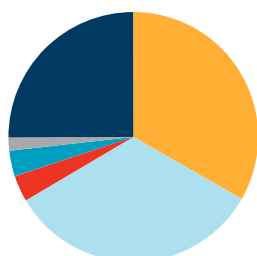
LARGE CAP HOLDER	58.30%
MULTI CAP	16.60%
MID CAP HOLDER	0.03%
NON-INSTITUTIONAL	25.07%

TURNOVER SUMMARY



LOW	65.59%
MEDIUM	6.96%
HIGH	2.38%
NON-INSTITUTIONAL	25.07%

INSTITUTION TYPE SUMMARY



INVESTMENT ADVISOR	33.28%
INVESTMENT ADVISOR/HED...	33.22%
HEDGE FUND	3.42%
PENSION FUND	3.32%
OTHER	1.69%
NON-INSTITUTIONAL	25.07%

INSTITUTIONAL OWNERSHIP 120 RECORDS FOUND

#	HOLDER NAME	POSITION	POS CHANGE	\$ MKT VAL	% O/S	REPORT DATE
---	-------------	----------	------------	------------	-------	-------------

#	HOLDER NAME	POSITION	POS CHANGE	\$ MKT VAL	% O/S	REPORT DATE
1	Ariel Investments, LLC	3,476,882	-244,587	28,614,739	14.22	12-31-16
2	Wells Capital Management Inc.	2,485,995	46,075	20,459,739	10.17	12-31-16
3	Wellington Management Company, LLP	2,420,012	110,990	19,916,699	9.90	12-31-16
4	BlackRock Institutional Trust Company, N.A.	1,764,214	-47,338	14,519,481	7.21	12-31-16
5	Perritt Capital Management, Inc.	894,063	-5,000	7,358,138	3.66	12-31-16
6	The Vanguard Group, Inc.	832,040	19,823	6,847,689	3.40	12-31-16
7	Royce & Associates, LP	794,660	-43,900	6,540,052	3.25	12-31-16
8	Rice Hall James & Associates, LLC	633,786	-148,920	5,216,059	2.59	12-31-16
9	Renaissance Technologies LLC	609,400	54,000	5,015,362	2.49	12-31-16
10	New York State Common Retirement Fund	357,195	-7,894	2,939,715	1.46	12-31-16
11	State Street Global Advisors (US)	261,766	21,650	2,154,334	1.07	12-31-16
12	Dimensional Fund Advisors, L.P.	237,754	-2,513	1,956,715	0.97	12-31-16
13	Foundry Partners, LLC	229,930	56,550	1,892,324	0.94	12-31-16
14	British Columbia Investment Management Corp.	211,582	-166,218	1,303,345	0.87	03-31-16
15	Northern Trust Investments, Inc.	210,466	2,181	1,732,135	0.86	12-31-16
16	Morgan Stanley & Co. LLC	160,830	57,648	1,323,631	0.66	12-31-16
17	Signia Capital Management, LLC	155,831	68,309	1,282,489	0.64	12-31-16
18	Geode Capital Management, L.L.C.	150,825	3,007	1,241,290	0.62	12-31-16
19	Riverbridge Partners, LLC	140,657	0	971,940	0.58	09-30-16
20	Bridgeway Capital Management, Inc.	138,800	0	1,142,324	0.57	12-31-16
21	ARS Investment Partners LLC	131,324	131,324	1,080,797	0.54	12-31-16
22	Alambic Investment Management, L.P.	128,046	-4,535	1,053,819	0.52	12-31-16
23	EACM Advisors LLC	115,579	0	814,832	0.47	01-31-17
24	Acadian Asset Management LLC	114,886	-3,358	945,512	0.47	12-31-16
25	Mellon Capital Management Corporation	107,716	9,374	886,503	0.44	12-31-16
26	TIAA Global Asset Management	102,474	-1,468	843,361	0.42	12-31-16
27	RBF Capital, LLC	100,000	0	823,000	0.41	12-31-16
28	Arrowstreet Capital, Limited Partnership	93,356	0	768,320	0.38	12-31-16
29	BlackRock Investment Management, LLC	80,562	846	663,025	0.33	12-31-16
30	Boston Partners	73,100	-18,340	601,613	0.30	12-31-16
31	Bank of America Merrill Lynch (US)	72,069	2,043	593,128	0.29	12-31-16
32	California Public Employees' Retirement System	62,300	0	512,729	0.25	12-31-16
33	Jennison Associates LLC	59,200	1,600	487,216	0.24	12-31-16
34	GSA Capital Partners LLP	53,804	-58,487	442,807	0.22	12-31-16
35	BNY Mellon Asset Management	53,062	-1,445	436,700	0.22	12-31-16
36	Citi Investment Research (US)	46,893	40,470	385,929	0.19	12-31-16
37	California State Teachers Retirement System	43,921	-1,200	361,470	0.18	12-31-16
38	Municipal Employees' Retirement System of Michigan	43,160	0	355,207	0.18	12-31-16
39	Deutsche Asset Management Americas	42,468	15,945	349,512	0.17	12-31-16
40	WEDGE Capital Management, L.L.P.	40,200	0	330,846	0.16	12-31-16
41	Cornerstone Capital Management Holdings LLC	37,500	-21,600	308,625	0.15	12-31-16
42	Raymond James & Associates, Inc.	36,000	0	296,280	0.15	12-31-16
43	Deere & Company	34,088	34,088	235,548	0.14	09-30-16
44	AXA Rosenberg Investment Management LLC	33,640	0	276,857	0.14	12-31-16
45	Charles Schwab Investment Management, Inc.	32,600	0	268,298	0.13	12-31-16

#	HOLDER NAME	POSITION	POS CHANGE	\$ MKT VAL	% O/S	REPORT DATE
46	J.P. Morgan Securities LLC	30,743	30,743	253,015	0.13	12-31-16
47	Susquehanna Financial Group, LLLP	30,597	30,597	251,813	0.13	12-31-16
48	First Trust Advisors L.P.	24,393	12,572	200,754	0.10	12-31-16
49	Acrospire Investment Management LLC	21,984	11,497	180,928	0.09	12-31-16
50	Prelude Capital Partners, LLC	18,577	-4,046	152,889	0.08	12-31-16
51	Benchmark Capital Advisors, Inc.	17,500	0	144,025	0.07	12-31-16
52	AXA Rosenberg Investment Management Ltd.	17,060	-6,040	117,885	0.07	09-30-16
53	Guggenheim Investments	16,547	4,547	136,182	0.07	12-31-16
54	Parametric Portfolio Associates LLC	16,088	2,809	132,404	0.07	12-31-16
55	Rhumblin Advisers Ltd. Partnership	15,864	5,552	130,561	0.06	12-31-16
56	Goldman Sachs & Company, Inc.	15,517	15,517	127,705	0.06	12-31-16
57	Brandywine Global Investment Management, LLC	15,500	-100	127,565	0.06	12-31-16
58	BlackRock Financial Management, Inc.	15,281	-27,364	125,763	0.06	12-31-16
59	Spark Investment Management LLC	14,400	14,400	118,512	0.06	12-31-16
60	Wells Fargo Bank, N.A.	13,578	6,878	111,747	0.06	12-31-16
61	Barclays Wealth Trustees (U.S.) N.A.	13,283	13,283	109,319	0.05	12-31-16
62	Northern Trust Global Investments	13,028	0	107,220	0.05	12-31-16
63	SunAmerica Asset Management, LLC	12,263	-32	100,924	0.05	12-31-16
64	Lord, Abbett & Co. LLC	11,900	0	75,446	0.05	10-31-16
65	TFS Capital LLC	10,181	10,181	83,790	0.04	12-31-16
66	Dimensional Fund Advisors, Ltd.	6,113	0	42,180	0.03	11-30-16
67	Vericimetry Advisors LLC	5,600	0	38,696	0.02	09-30-16
68	Assenagon Asset Management S.A.	5,291	787	36,190	0.02	02-28-17
69	Deutsche Asset Management International GmbH	5,197	-45	35,547	0.02	02-28-17
70	Deutsche Asset Management Investment GmbH	5,145	1,638	42,343	0.02	12-31-16
71	UBS Securities LLC	4,241	4,241	34,903	0.02	12-31-16
72	ProFund Advisors LLC	3,946	521	27,819	0.02	01-31-17
73	Legal & General Investment Management Ltd.	3,877	3,877	31,908	0.02	12-31-16
74	Pacific Asset Management	3,453	0	24,344	0.01	01-31-17
75	Goldman Sachs Asset Management (US)	3,294	0	23,223	0.01	01-31-17
76	Emerald Advisers, Inc.	2,763	0	18,899	0.01	02-28-17
77	AJO, LP	2,308	0	18,995	0.01	12-31-16
78	SEI Investments Management Corporation	2,308	0	16,271	0.01	01-31-17
79	Barclays Capital	2,116	314	17,415	0.01	12-31-16
80	Amundi Asset Management	1,888	-1,360	12,914	0.01	02-28-17
81	ClearBridge Investments, LLC	1,884	0	15,505	0.01	12-31-16
82	Callan Associates Inc.	1,741	-459	14,328	0.01	12-31-16
83	Ameritas Investment Partners, Inc.	1,662	0	11,468	0.01	11-30-16
84	Vaughan Nelson Investment Management, L.P.	1,497	0	10,344	0.01	09-30-16
85	RBC Capital Partners	1,392	1,392	11,456	0.01	12-31-16
86	Quantitative Management Associates LLC	1,280	0	10,534	0.01	12-31-16
87	Nuveen Asset Management, LLC	1,219	-115	8,338	0.00	02-28-17
88	Wall Street Associates, LLC	1,025	1,025	6,550	0.00	08-31-16
89	Invesco PowerShares Capital Management LLC	1,023	207	6,997	0.00	02-28-17
90	Massachusetts Mutual Life Insurance Company	839	839	5,797	0.00	09-30-16

#	HOLDER NAME	POSITION	POS CHANGE	\$ MKT VAL	% O/S	REPORT DATE
91	Tower Research Capital LLC	748	748	6,156	0.00	12-31-16
92	Creative Planning, Inc.	500	0	4,115	0.00	12-31-16
93	Diamond Hill Capital Management Inc.	432	0	3,046	0.00	01-31-17
94	HighMark Capital Management Inc.	400	-390	3,292	0.00	12-31-16
95	BNP Paribas Securities Corp. North America	204	-1,058	1,679	0.00	12-31-16
96	Magee Thomson Investment Partners, LLC	182	-30	1,498	0.00	12-31-16
97	Deutsche Bank Securities Inc.	145	-86	1,193	0.00	12-31-16
98	Cutler Group, LP	100	100	823	0.00	12-31-16
99	Lyxor Asset Management	56	12	386	0.00	11-30-16
100	GO ETF Solutions LLP	32	1	263	0.00	12-31-16
101	Barclays Capital Inc.	18	-114	148	0.00	12-31-16
102	DIAM U.S.A., Inc.	0	-19,959	0	0.00	09-30-16
103	Credit Suisse Securities (USA) LLC	0	-12,973	0	0.00	09-30-16
104	BNY Mellon Wealth Management	0	-256	0	0.00	12-31-16
105	Manulife Asset Management Limited	0	-7,602	0	0.00	12-31-16
106	Advisory Research, Inc.	0	-32,800	0	0.00	12-31-16
107	GlobeFlex Capital, L.P.	0	-95	0	0.00	12-31-16
108	Jacobs Levy Equity Management, Inc.	0	-20,900	0	0.00	09-30-16
109	BlackRock Japan Co., Ltd.	0	-4,520	0	0.00	09-30-16
110	Manulife Asset Management (US) LLC	0	-5,528	0	0.00	12-31-16
111	Fuller & Thaler Asset Management Inc.	0	-6,200	0	0.00	12-31-16
112	Summit Securities Group, LLC	0	-35,381	0	0.00	09-30-16
113	A.R.T. Advisors, LLC	0	-19,599	0	0.00	09-30-16
114	Morgan Stanley Wealth Management	0	-485	0	0.00	09-30-16
115	Walleye Trading, LLC	0	-3,000	0	0.00	09-30-16
116	Zürcher Kantonalbank (Asset Management)	0	-5,205	0	0.00	12-31-16
117	PDT Partners, LLC	0	-12,046	0	0.00	12-31-16
118	Boothbay Fund Management, LLC	0	-12,729	0	0.00	09-30-16
119	Simplex Trading, LLC	0	-1,952	0	0.00	12-31-16
120	Wolverine Trading, LLC	0	-1,469	0	0.00	09-30-16

As of latest reported date