

INSTITUTIONAL

22.56M

SHARES HELD BY INSTITUTIONS

74.17%

NORTH AMERICAN

2.46%

NON-NORTH AMERICAN

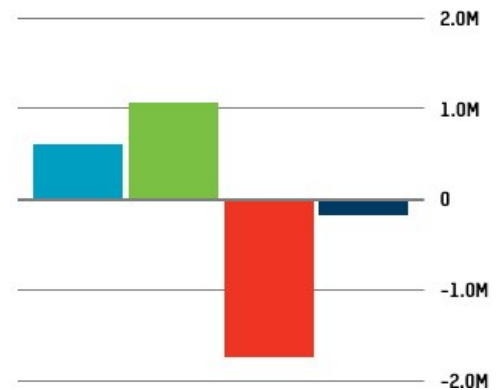
49.61%

TOP 10 INSTITUTIONAL HOLDERS

OWNERSHIP ACTIVITY FOR Q1 2019

ACTIVITY	HOLDERS	SHARES
NEW	7	604,693
INCREASED	25	1,062,601
DECREASED	36	-1,736,832
SOLDOUT	15	-170,609
NET CHANGE		-240,147

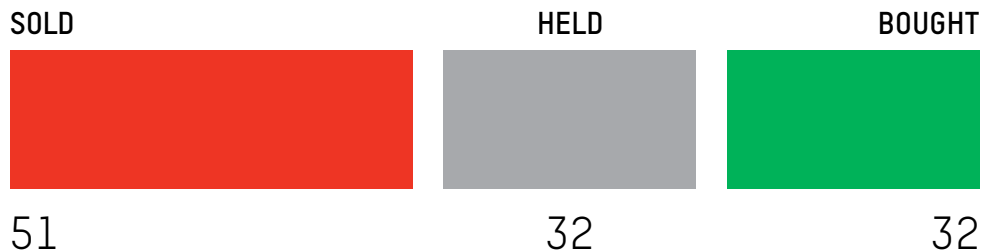
Shares



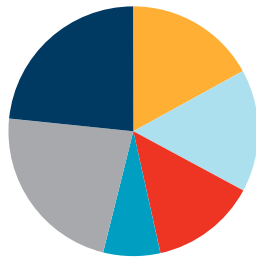
TOP 10 INSTITUTIONAL HOLDERS

	POSITION	MARKET VALUE	MARKET VALUE CHANGE
1 Ariel Investments, LLC	3,011,748	\$27,286,437	▼ -\$4,116,474
2 BlackRock Institutional Trust Company, N.A.	1,999,300	\$18,113,658	▼ -\$3,060,006
3 Royce & Associates, LP	1,777,370	\$16,102,972	▲ \$387,768
4 Wells Capital Management Inc.	1,457,557	\$13,205,466	▲ \$43,117
5 The Vanguard Group, Inc.	1,392,462	\$12,615,706	▲ \$178,718
6 AWM Investment Company, Inc.	1,130,402	\$10,241,442	▼ -\$42,664
7 Rice Hall James & Associates, LLC	1,127,021	\$10,210,810	▲ \$2,754,765
8 Boston Partners	1,018,051	\$9,223,542	▲ \$4,252,320
9 Lord, Abbett & Co. LLC	884,866	\$8,016,886	\$0
10 Renaissance Technologies LLC	806,466	\$7,306,582	▲ \$67,669

POSITION CHANGES

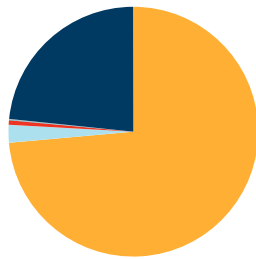


METRO REGION SUMMARY



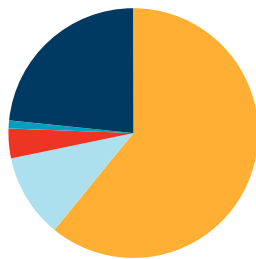
NEW YORK/NO. JERSEY/SO...	17.01%
CHICAGO & SUBURBS	15.86%
SAN FRANCISCO/OAKLAND/...	13.65%
BOSTON/PROVIDENCE/CAMB...	7.39%
OTHER	22.72%
NON-INSTITUTIONAL	23.37%

COUNTRY SUMMARY



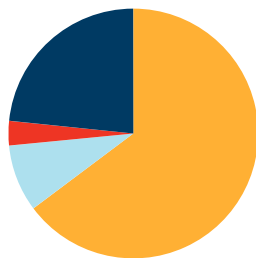
UNITED STATES	73.59%
ENGLAND	2.29%
CANADA	0.59%
FRANCE	0.07%
OTHER	0.09%
NON-INSTITUTIONAL	23.37%

CAP GROUP STYLE



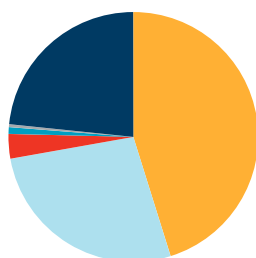
LARGE CAP HOLDER	60.91%
MULTI CAP	10.84%
SMALL CAP HOLDER	3.84%
MID CAP HOLDER	1.04%
NON-INSTITUTIONAL	23.37%

TURNOVER SUMMARY



LOW	64.77%
MEDIUM	8.70%
HIGH	3.16%
NON-INSTITUTIONAL	23.37%

INSTITUTION TYPE SUMMARY



INVESTMENT ADVISOR/HED...	45.18%
INVESTMENT ADVISOR	27.03%
HEDGE FUND	3.18%
PENSION FUND	0.88%
OTHER	0.37%
NON-INSTITUTIONAL	23.37%

INSTITUTIONAL OWNERSHIP 140 RECORDS FOUND

#	HOLDER NAME	POSITION	POS CHANGE	\$ MKT VAL	% O/S	REPORT DATE
---	-------------	----------	------------	------------	-------	-------------

#	HOLDER NAME	POSITION	POS CHANGE	\$ MKT VAL	% O/S	REPORT DATE
1	Ariel Investments, LLC	3,011,748	-454,357	27,286,437	10.23	03-31-19
2	BlackRock Institutional Trust Company, N.A.	1,999,300	-337,749	18,113,658	6.79	03-31-19
3	Royce & Associates, LP	1,777,370	42,800	16,102,972	6.04	03-31-19
4	Wells Capital Management Inc.	1,457,557	4,759	13,205,466	4.95	03-31-19
5	The Vanguard Group, Inc.	1,392,462	19,726	12,615,706	4.73	03-31-19
6	AWM Investment Company, Inc.	1,130,402	-4,709	10,241,442	3.84	03-31-19
7	Rice Hall James & Associates, LLC	1,127,021	304,058	10,210,810	3.83	03-31-19
8	Boston Partners	1,018,051	469,351	9,223,542	3.46	03-31-19
9	Lord, Abbett & Co. LLC	884,866	0	8,016,886	3.01	03-31-19
10	Renaissance Technologies LLC	806,466	7,469	7,306,582	2.74	03-31-19
11	Brown Advisory	779,475	-30,916	7,062,044	2.65	03-31-19
12	Driehaus Capital Management, LLC	638,239	-29,662	5,782,445	2.17	03-31-19
13	Foundry Partners, LLC	575,295	-7,850	5,212,173	1.95	03-31-19
14	Janus Henderson Investors	538,805	538,805	4,881,573	1.83	03-31-19
15	State Street Global Advisors (US)	434,403	33,641	3,935,691	1.48	03-31-19
16	Allianz Global Investors U.S. LLC	386,617	-21,563	3,502,750	1.31	03-31-19
17	Callan LLC	352,936	131,386	2,608,197	1.20	12-31-18
18	Perritt Capital Management, Inc.	321,250	-36,000	2,910,525	1.09	03-31-19
19	Geode Capital Management, L.L.C.	302,656	23,873	2,742,063	1.03	03-31-19
20	Northern Trust Investments, Inc.	289,007	3,325	2,618,403	0.98	03-31-19
21	Dimensional Fund Advisors, L.P.	278,290	0	2,521,307	0.95	03-31-19
22	Bridgeway Capital Management, Inc.	272,600	-78,800	2,469,756	0.93	03-31-19
23	North Star Investment Management Corporation	271,250	0	2,457,525	0.92	03-31-19
24	Formula Growth Ltd.	160,000	-20,000	1,449,600	0.54	03-31-19
25	Brinker Capital Inc.	158,485	34,206	1,336,029	0.54	02-28-19
26	Kennedy Capital Management, Inc.	144,596	-2,441	1,310,040	0.49	03-31-19
27	Mellon Investments Corporation	119,886	1,200	1,086,167	0.41	03-31-19
28	Monarch Partners Asset Management LLC	118,241	0	1,071,263	0.40	03-31-19
29	PENN Capital Management Company, Inc.	108,158	-437,938	979,911	0.37	03-31-19
30	WEDGE Capital Management, L.L.P.	100,775	17,675	913,022	0.34	03-31-19
31	RBF Capital, LLC	100,000	0	906,000	0.34	03-31-19
32	Nuveen LLC	99,899	-269	905,085	0.34	03-31-19
33	BlackRock Investment Management, LLC	95,568	-2,878	865,846	0.32	03-31-19
34	Arrowstreet Capital, Limited Partnership	75,373	64,873	682,879	0.26	03-31-19
35	Redwood Investments, LLC	69,768	-17,453	632,098	0.24	03-31-19
36	BNY Mellon Asset Management	69,503	-624	629,697	0.24	03-31-19
37	BlackRock Financial Management, Inc.	65,033	90	589,199	0.22	03-31-19
38	California Public Employees' Retirement System	62,300	0	564,438	0.21	03-31-19
39	Charles Schwab Investment Management, Inc.	61,635	0	558,413	0.21	03-31-19
40	Thrivent Asset Management, LLC	47,349	0	428,982	0.16	03-31-19
41	Invesco Capital Management LLC	46,948	9,798	425,349	0.16	03-31-19
42	Squarepoint Capital LLP	43,765	-21,237	396,511	0.15	03-31-19
43	Municipal Employees' Retirement System of Michigan	43,160	0	391,030	0.15	03-31-19
44	California State Teachers Retirement System	41,361	0	374,731	0.14	03-31-19
45	Attair Advisers LLC	38,775	0	352,853	0.13	04-30-19

#	HOLDER NAME	POSITION	POS CHANGE	\$ MKT VAL	% O/S	REPORT DATE
46	Raymond James & Associates, Inc.	37,700	2,000	341,562	0.13	03-31-19
47	Rhumbline Advisers Ltd. Partnership	37,513	-200	339,868	0.13	03-31-19
48	Wells Fargo Bank, N.A.	28,399	5,366	257,295	0.10	03-31-19
49	Two Sigma Investments, LP	26,800	-17,259	242,808	0.09	03-31-19
50	Dimensional Fund Advisors, Ltd.	26,500	0	241,150	0.09	04-30-19
51	Deutsche Asset Management Americas	25,691	-990	232,760	0.09	03-31-19
52	RBC Global Asset Management (U.S.) Inc.	24,500	0	187,915	0.08	01-31-19
53	New York State Common Retirement Fund	21,900	0	198,414	0.07	03-31-19
54	METROPOLE Gestion	21,862	21,862	198,070	0.07	03-31-19
55	Florida State Board of Administration	21,647	19,047	161,487	0.07	03-31-18
56	BW GestÃo de Investimentos Ltda.	20,007	0	181,263	0.07	03-31-19
57	Keeley-Teton Advisors, LLC	19,631	-17,552	145,073	0.07	12-31-18
58	Northern Trust Global Investments	17,651	1,372	159,918	0.06	03-31-19
59	Stifel Nicolaus Investment Advisors	17,506	68	158,604	0.06	03-31-19
60	SunAmerica Asset Management, LLC	17,235	-558	156,149	0.06	03-31-19
61	AXA Rosenberg Investment Management LLC	17,170	-7,600	155,560	0.06	03-31-19
62	AXA Rosenberg Investment Management Ltd.	17,060	0	127,268	0.06	03-31-18
63	Harris Associates L.P.	15,808	-4,830	143,220	0.05	03-31-19
64	Brandywine Global Investment Management, LLC	15,780	0	142,967	0.05	03-31-19
65	Winton Capital Management Ltd.	14,616	14,616	132,421	0.05	03-31-19
66	AllianceBernstein L.P.	13,500	2,600	122,310	0.05	03-31-19
67	MetLife Investment Advisors, LLC	13,208	13,208	119,664	0.04	03-31-19
68	State Teachers Retirement System of Ohio	13,000	0	117,780	0.04	03-31-19
69	BlackRock Investment Management (UK) Ltd.	12,435	-81,318	112,661	0.04	03-31-19
70	Manulife Asset Management Limited	11,787	1,408	106,790	0.04	03-31-19
71	Quantitative Management Associates LLC	10,254	-1,097	92,901	0.03	03-31-19
72	Metropolitan Life Insurance Co. (US)	9,551	9,551	86,532	0.03	03-31-19
73	Barclays Wealth Trustees (U.S.) N.A.	8,774	487	79,492	0.03	03-31-19
74	Barclays Bank PLC	8,274	7,436	74,962	0.03	03-31-19
75	Bank of America Merrill Lynch (US)	8,251	-63,819	74,754	0.03	03-31-19
76	Vaughan Nelson Investment Management, L.P.	8,133	-1,427	60,103	0.03	12-31-18
77	DWS International GmbH	7,620	0	69,342	0.03	04-30-19
78	Deutsche Asset Management (UK) Limited	7,620	-1,105	69,037	0.03	03-31-19
79	Citi Investment Research (US)	6,680	-578	60,521	0.02	03-31-19
80	Voya Investment Management LLC	6,635	6,635	60,113	0.02	03-31-19
81	JPMorgan Private Bank (United States)	6,594	-309	59,742	0.02	03-31-19
82	BNP Paribas Securities Corp. North America	5,718	4,816	51,805	0.02	03-31-19
83	Morgan Stanley & Co. LLC	5,167	-36,674	46,813	0.02	03-31-19
84	Legal & General Investment Management Ltd.	4,525	0	40,997	0.02	03-31-19
85	Jennison Associates LLC	4,100	-700	37,146	0.01	03-31-19
86	Glenmede Investment Management LP	3,720	204	33,703	0.01	03-31-19
87	Pacific Asset Management	3,501	0	29,513	0.01	02-28-19
88	Vericimetry Advisors LLC	3,400	3,400	25,126	0.01	12-31-18
89	UBS Financial Services, Inc.	2,462	-9,756	22,306	0.01	03-31-19
90	Principal Funds, Inc.	2,389	-293	21,740	0.01	04-30-19

#	HOLDER NAME	POSITION	POS CHANGE	\$ MKT VAL	% O/S	REPORT DATE
91	ProFund Advisors LLC	2,239	-6	20,375	0.01	04-30-19
92	Ameritas Investment Partners, Inc.	1,662	0	15,058	0.01	03-31-19
93	BNY Mellon Wealth Management	1,591	0	14,414	0.01	03-31-19
94	Tower Research Capital LLC	1,268	-4,744	11,488	0.00	03-31-19
95	Westfield Capital Management Company, L.P.	1,025	0	8,641	0.00	02-28-19
96	BlackRock Asset Management Canada Limited	699	0	6,333	0.00	03-31-19
97	Barclays Capital Inc.	577	-549	5,228	0.00	03-31-19
98	Guggenheim Investments	408	0	3,713	0.00	04-30-19
99	Blackstone Alternative Investment Advisors LLC	300	-400	2,238	0.00	09-30-18
100	San Francisco Sentry Investment Group	200	0	1,812	0.00	03-31-19
101	DBX Advisors LLC.	199	0	1,803	0.00	03-31-19
102	Deutsche Bank Securities Inc.	124	-255	1,123	0.00	03-31-19
103	Bruderman Asset Management, LLC	100	0	906	0.00	03-31-19
104	Federated MDTA LLC	94	-45	852	0.00	03-31-19
105	Capital Investment Advisory Services, LLC	39	0	353	0.00	03-31-19
106	Simplex Trading, LLC	16	16	145	0.00	03-31-19
107	Alambic Investment Management, L.P.	0	-69,537	0	0.00	12-31-18
108	Macquarie Funds Management Hong Kong Ltd.	0	-202	0	0.00	12-31-18
109	Engineers Gate Manager, L.P.	0	-14,117	0	0.00	03-31-19
110	Capital Bank and Trust Company	0	-5	0	0.00	03-31-19
111	Mid Atlantic Financial Management Inc	0	-13,712	0	0.00	03-31-19
112	Assenagon Asset Management S.A.	0	-14,500	0	0.00	03-31-19
113	Teton Advisors, Inc.	0	-2,000	0	0.00	12-31-18
114	PDT Partners, LLC	0	-16,502	0	0.00	12-31-18
115	Stone Ridge Asset Management LLC	0	-11,278	0	0.00	03-31-19
116	Wellington Management Company, LLP	0	-560,082	0	0.00	12-31-18
117	Numeric Investors LLC	0	-35,544	0	0.00	12-31-18
118	RBC Capital Partners	0	-498	0	0.00	12-31-18
119	Susquehanna International Group, LLP	0	-15,872	0	0.00	03-31-19
120	O'Shaughnessy Asset Management, LLC	0	-8,100	0	0.00	03-31-19
121	OxFORD Asset Management	0	-45,499	0	0.00	12-31-18
122	ClariVest Asset Management LLC	0	-32,400	0	0.00	12-31-18
123	Skylands Capital, LLC	0	-232,826	0	0.00	12-31-18
124	SG Americas Securities, L.L.C.	0	-41,569	0	0.00	12-31-18
125	Prelude Capital Management, LLC	0	-3,494	0	0.00	12-31-18
126	Martingale Asset Management, L.P.	0	-78,319	0	0.00	12-31-18
127	BlackRock Japan Co., Ltd.	0	-28,598	0	0.00	03-31-19
128	PanAgora Asset Management Inc.	0	-12,189	0	0.00	03-31-19
129	Manulife Asset Management (US) LLC	0	-10,409	0	0.00	03-31-19
130	Connors Investor Services, Inc.	0	-20,000	0	0.00	12-31-18
131	Ramsey Quantitative Systems, Inc.	0	-13,937	0	0.00	03-31-19
132	Algert Global LLC	0	-13,462	0	0.00	03-31-19
133	Citadel LLC	0	-14,152	0	0.00	12-31-18
134	Bessemer Trust Company, N.A. (US)	0	-5,000	0	0.00	03-31-19
135	J.P. Morgan Securities LLC	0	-9,051	0	0.00	03-31-19

#	HOLDER NAME	POSITION	POS CHANGE	\$ MKT VAL	% O/S	REPORT DATE
136	Morgan Stanley & Co. International Plc	0	-10,219	0	0.00	12-31-18
137	Goldman Sachs & Company, Inc.	0	-44,767	0	0.00	12-31-18
138	BMO Capital Markets (US)	0	-379	0	0.00	03-31-19
139	BlackRock International Ltd.	0	-4,026	0	0.00	12-31-18
140	EACM Advisors LLC	0	-87,221	0	0.00	11-30-18

As of latest reported date