

INSTITUTIONAL

19.14M

SHARES HELD BY INSTITUTIONS

56.09%

NORTH AMERICAN

8.62%

NON-NORTH AMERICAN

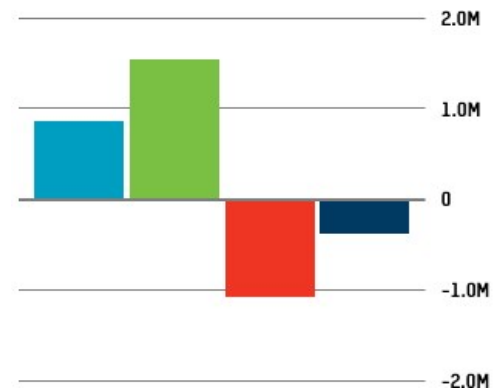
46.00%

TOP 10 INSTITUTIONAL HOLDERS

OWNERSHIP ACTIVITY FOR Q3 2020

ACTIVITY	HOLDERS	SHARES
NEW	19	862,040
INCREASED	29	1,546,826
DECREASED	33	-1,076,592
SOLDOUT	14	-384,750
NET CHANGE		947,524

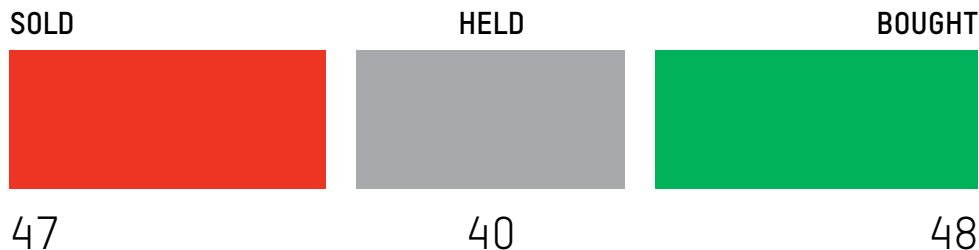
Shares



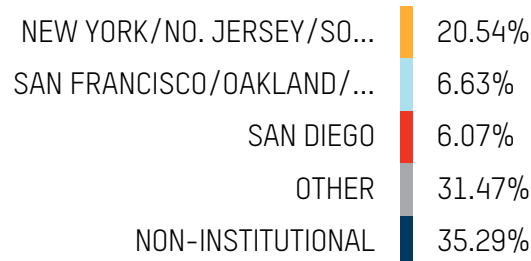
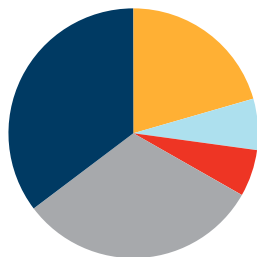
TOP 10 INSTITUTIONAL HOLDERS

	POSITION	MARKET VALUE	MARKET VALUE CHANGE
1 Janus Henderson Investors	2,284,685	\$12,520,074	▲ \$1,612,293
2 Royce Investment Partners	2,275,862	\$12,471,724	▼ -\$1,193,544
3 Rice Hall James & Associates, LLC	1,795,436	\$9,838,989	▲ \$1,068,079
4 BlackRock Institutional Trust Company, N.A.	1,721,704	\$9,434,938	▼ -\$1,019,927
5 AWM Investment Company, Inc.	1,500,000	\$8,220,000	▲ \$2,206,226
6 The Vanguard Group, Inc.	1,388,943	\$7,611,408	▲ \$1,325,809
7 Ariel Investments, LLC	818,059	\$4,482,963	▼ -\$274,153
8 Brown Advisory	750,822	\$4,114,505	▼ -\$25,959
9 State Street Global Advisors (US)	632,202	\$3,464,467	▼ -\$129,525
10 Millennium Management LLC	438,244	\$2,401,577	▼ -\$795,143


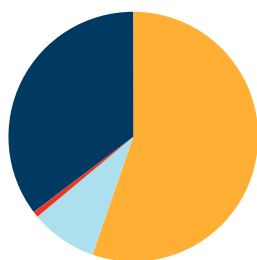
POSITION CHANGES



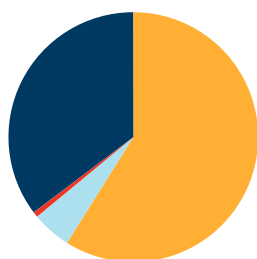
METRO REGION SUMMARY



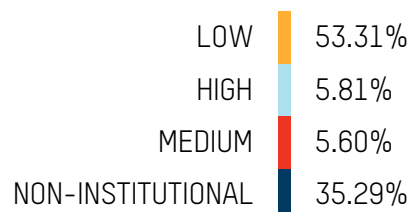
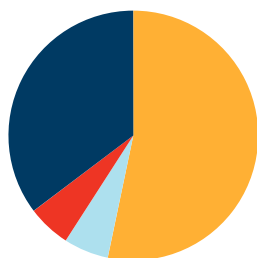
COUNTRY SUMMARY



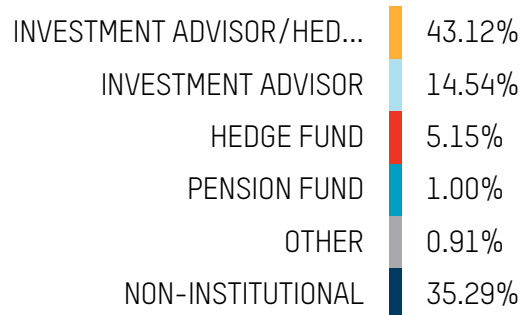
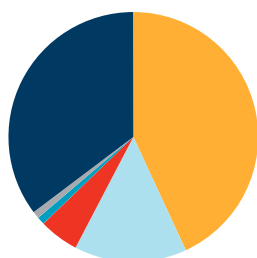
CAP GROUP STYLE



TURNOVER SUMMARY



INSTITUTION TYPE SUMMARY



INSTITUTIONAL OWNERSHIP 128 RECORDS FOUND

#	HOLDER NAME	POSITION	POS CHANGE	\$ MKT VAL	% O/S	REPORT DATE
---	-------------	----------	------------	------------	-------	-------------

#	HOLDER NAME	POSITION	POS CHANGE	\$ MKT VAL	% O/S	REPORT DATE
1	Janus Henderson Investors	2,284,685	294,214	12,520,074	7.72	09-30-20
2	Royce Investment Partners	2,275,862	-217,800	12,471,724	7.69	09-30-20
3	Rice Hall James & Associates, LLC	1,795,436	194,905	9,838,989	6.07	09-30-20
4	BlackRock Institutional Trust Company, N.A.	1,721,704	-186,118	9,434,938	5.82	09-30-20
5	AWM Investment Company, Inc.	1,500,000	402,596	8,220,000	5.07	09-30-20
6	The Vanguard Group, Inc.	1,388,943	241,936	7,611,408	4.70	09-30-20
7	Ariel Investments, LLC	818,059	-50,028	4,482,963	2.77	09-30-20
8	Brown Advisory	750,822	-4,737	4,114,505	2.54	09-30-20
9	State Street Global Advisors (US)	632,202	-23,636	3,464,467	2.14	09-30-20
10	Millennium Management LLC	438,244	-145,099	2,401,577	1.48	09-30-20
11	Geode Capital Management, L.L.C.	401,036	804	2,197,677	1.36	09-30-20
12	Foundry Partners, LLC	396,725	396,725	2,174,053	1.34	09-30-20
13	Renaissance Technologies LLC	388,849	800	2,130,893	1.31	09-30-20
14	Franklin Mutual Advisers, LLC	304,262	-21,800	1,667,356	1.03	09-30-20
15	Northern Trust Investments, Inc.	280,278	-15,440	1,535,923	0.95	09-30-20
16	Formula Growth Ltd.	200,000	30,000	1,096,000	0.68	09-30-20
17	Monarch Partners Asset Management LLC	184,831	59,570	1,012,874	0.62	09-30-20
18	Bridgeway Capital Management, Inc.	184,300	-19,500	1,009,964	0.62	09-30-20
19	Nuveen LLC	170,480	30,949	934,230	0.58	09-30-20
20	Two Sigma Investments, LP	148,751	61,158	815,155	0.50	09-30-20
21	Perritt Capital Management, Inc.	139,950	-9,500	766,926	0.47	09-30-20
22	North Star Investment Management Corporation	129,850	-30,000	711,578	0.44	09-30-20
23	BlackRock Financial Management, Inc.	116,811	46,362	640,124	0.39	09-30-20
24	Engineers Gate Manager, L.P.	108,996	108,996	597,298	0.37	09-30-20
25	First Quadrant L.P.	105,800	0	579,784	0.36	09-30-20
26	Redwood Investments, LLC	104,216	0	490,857	0.35	10-31-20
27	Manatuck Hill Partners, LLC	100,000	100,000	548,000	0.34	09-30-20
28	RBF Capital, LLC	100,000	0	548,000	0.34	09-30-20
29	Raymond James & Associates, Inc.	99,650	-17,950	546,082	0.34	09-30-20
30	BlackRock Investment Management, LLC	98,824	-20,713	541,556	0.33	09-30-20
31	Lord, Abbett & Co. LLC	98,600	0	540,328	0.33	09-30-20
32	Citadel Advisors LLC	86,576	74,959	474,436	0.29	09-30-20
33	Trexquant Investment LP	77,450	77,450	424,426	0.26	09-30-20
34	Winton Capital Management Ltd.	76,808	-32,706	420,908	0.26	09-30-20
35	Barclays Bank PLC	70,914	33,602	388,609	0.24	09-30-20
36	BNY Mellon Asset Management	70,216	-2,509	384,784	0.24	09-30-20
37	Charles Schwab Investment Management, Inc.	65,388	0	358,326	0.22	09-30-20
38	California Public Employees' Retirement System	61,225	1,400	335,513	0.21	09-30-20
39	Mellon Investments Corporation	60,415	-36,201	331,074	0.20	09-30-20
40	Susquehanna International Group, LLP	56,114	-20,530	307,505	0.19	09-30-20
41	Squarepoint Capital LLP	52,810	-34,244	289,399	0.18	09-30-20
42	Goldman Sachs & Company, Inc.	45,260	-46,926	248,025	0.15	09-30-20
43	Invesco Capital Management LLC	44,257	5,503	242,528	0.15	09-30-20
44	Susquehanna Fundamental Investments, LLC	44,079	44,079	241,553	0.15	09-30-20
45	AWH Capital, L.P.	42,111	42,111	230,768	0.14	09-30-20

#	HOLDER NAME	POSITION	POS CHANGE	\$ MKT VAL	% O/S	REPORT DATE
46	California State Teachers Retirement System	41,766	0	228,878	0.14	09-30-20
47	Russell Investments Trust Company	39,565	0	216,816	0.13	09-30-20
48	Rhumblin Advisers Ltd. Partnership	39,500	-5,755	216,460	0.13	09-30-20
49	Wells Fargo Bank, N.A.	37,350	-5,384	204,678	0.13	09-30-20
50	BofA Global Research (US)	36,757	25,592	201,428	0.12	09-30-20
51	Goldman Sachs Asset Management (US)	33,626	8,716	184,270	0.11	09-30-20
52	Leap Investments LP	33,200	33,200	137,780	0.11	06-30-20
53	Parametric Portfolio Associates LLC	30,384	1,220	166,504	0.10	09-30-20
54	Tower Research Capital LLC	30,217	22,014	165,589	0.10	09-30-20
55	QMA LLC	26,507	-15,200	145,258	0.09	09-30-20
56	First Republic Investment Management, Inc.	25,139	-1,747	137,762	0.09	09-30-20
57	BlackRock Investment Management (UK) Ltd.	24,952	0	136,737	0.08	09-30-20
58	Mercer Global Advisors, Inc.	23,256	23,256	127,443	0.08	09-30-20
59	Thrivent Asset Management, LLC	21,906	-93,619	120,045	0.07	09-30-20
60	New York State Common Retirement Fund	21,900	0	120,012	0.07	09-30-20
61	PanAgora Asset Management Inc.	19,551	19,551	107,139	0.07	09-30-20
62	Manulife Investment Management (North America) Limited	18,883	0	103,479	0.06	09-30-20
63	Orchard Capital Management LLC	17,529	0	95,884	0.06	05-31-20
64	Northern Trust Global Investments	16,441	-891	90,097	0.06	09-30-20
65	SunAmerica Asset Management, LLC	16,196	-369	88,754	0.05	09-30-20
66	Stifel Nicolaus Investment Advisors	15,553	696	85,230	0.05	09-30-20
67	Jane Street Capital, L.L.C.	15,230	15,230	83,460	0.05	09-30-20
68	Perennial Financial Services	15,000	0	82,200	0.05	09-30-20
69	RBC Global Asset Management (U.S.) Inc.	15,000	0	82,200	0.05	09-30-20
70	Barclays Wealth Trustees (U.S.) N.A.	14,450	0	79,186	0.05	09-30-20
71	DWS Investments UK Limited	13,774	1,306	75,482	0.05	09-30-20
72	Morgan Stanley & Co. LLC	13,262	1,745	72,676	0.04	09-30-20
73	Dimensional Fund Advisors, L.P.	12,835	12,835	70,336	0.04	09-30-20
74	Dimensional Fund Advisors, Ltd.	10,857	0	64,165	0.04	11-30-20
75	Vaughan Nelson Investment Management, L.P.	10,717	-98	58,729	0.04	09-30-20
76	Voya Investment Management LLC	10,423	0	57,118	0.04	09-30-20
77	Wells Capital Management Inc.	10,268	-4,492	56,269	0.03	09-30-20
78	Goldman Sachs Asset Management International	10,190	950	55,739	0.03	05-31-20
79	JPMorgan Private Bank (United States)	10,097	987	55,332	0.03	09-30-20
80	Cubist Systematic Strategies, LLC	9,405	9,405	51,539	0.03	09-30-20
81	Manulife Investment Management (US) LLC	9,119	-257	53,893	0.03	11-30-20
82	Russell Investments Canada Limited	9,067	9,067	87,950	0.03	06-30-19
83	BNP Paribas Securities Corp. North America	6,009	5,003	32,929	0.02	09-30-20
84	ProShare Advisors LLC	5,888	2,568	34,798	0.02	11-30-20
85	Vericimetry Advisors LLC	5,490	5,490	30,085	0.02	09-30-20
86	BNY Mellon Wealth Management	4,926	0	26,994	0.02	09-30-20
87	Glenmede Investment Management LP	4,305	0	23,591	0.01	09-30-20
88	American Century Investment Management, Inc.	3,520	3,520	19,290	0.01	09-30-20
89	Principal Funds, Inc.	2,476	429	14,633	0.01	11-30-20
90	Simplex Trading, LLC	2,439	-5,857	13,366	0.01	09-30-20

#	HOLDER NAME	POSITION	POS CHANGE	\$ MKT VAL	% O/S	REPORT DATE
91	Pacific Asset Management	2,438	0	14,409	0.01	11-30-20
92	Legal & General Investment Management Ltd.	2,387	-1,205	13,081	0.01	09-30-20
93	Invesco Advisers, Inc.	1,956	76	10,719	0.01	09-30-20
94	Citi Investment Research (US)	1,802	-2,023	9,875	0.01	09-30-20
95	NISA Investment Advisors, L.L.C.	1,800	0	9,864	0.01	09-30-20
96	Ameritas Investment Partners, Inc.	1,662	0	9,108	0.01	09-30-20
97	RBC Capital Partners	1,595	1,595	8,741	0.01	09-30-20
98	BMO Capital Markets (US)	1,255	-915	6,877	0.00	09-30-20
99	Westfield Capital Management Company, L.P.	1,124	99	6,160	0.00	09-30-20
100	Morgan Stanley Smith Barney LLC	1,100	0	6,028	0.00	09-30-20
101	Point72 Hong Kong Limited	1,068	1,068	5,853	0.00	09-30-20
102	Rockefeller Capital Management	730	268	4,000	0.00	09-30-20
103	BlackRock Asset Management Canada Limited	699	0	3,831	0.00	09-30-20
104	Jennison Associates LLC	650	-3,600	3,562	0.00	09-30-20
105	Assenagon Asset Management S.A.	634	98	3,747	0.00	11-30-20
106	ProFund Advisors LLC	490	342	2,685	0.00	09-30-20
107	Ellevest, Inc.	259	259	1,419	0.00	09-30-20
108	ProEquities Inc	200	200	1,096	0.00	09-30-20
109	Blackstone Alternative Investment Advisors LLC	200	200	1,096	0.00	09-30-20
110	Lee Financial Company, L.L.C.	100	0	548	0.00	09-30-20
111	T. Rowe Price Associates, Inc.	70	70	384	0.00	09-30-20
112	RBC Capital Markets Wealth Management	18	4	99	0.00	09-30-20
113	L2 Asset Management, LLC	15	0	71	0.00	10-31-20
114	Avantis Investors	4	0	22	0.00	09-30-20
115	SG Americas Securities, L.L.C.	0	-14,729	0	0.00	09-30-20
116	Shine Investment Advisory Services, Inc.	0	-10	0	0.00	09-30-20
117	Newtyn Management, LLC	0	-115,033	0	0.00	09-30-20
118	EAM Investors, LLC	0	-124,994	0	0.00	09-30-20
119	UBS Financial Services, Inc.	0	-14,062	0	0.00	09-30-20
120	BlackRock Japan Co., Ltd.	0	-1,995	0	0.00	09-30-20
121	State Teachers Retirement System of Ohio	0	-40,000	0	0.00	09-30-20
122	Barclays Capital Inc.	0	-119	0	0.00	09-30-20
123	AllianceBernstein L.P.	0	-15,600	0	0.00	09-30-20
124	J.P. Morgan Securities LLC	0	-15,285	0	0.00	09-30-20
125	Shepherd Kaplan Krochuk, LLC	0	-10,500	0	0.00	09-30-20
126	Paloma Partners Management Company	0	-32,063	0	0.00	09-30-20
127	Morgan Stanley & Co. International Plc	0	-260	0	0.00	09-30-20
128	Morgan Stanley Investment Management Inc. (US)	0	-100	0	0.00	09-30-20

As of latest reported date