NASDAQ Online
NASDAQ OMX

CNTY

NASDAQ: CNTY | COMMON STOCK

INSTITUTIONAL

21.85M	66.64%	7.51%	49.21%
SHARES HELD BY INSTITUTIONS	NORTH AMERICAN	NON-NORTH AMERICAN	TOP 10 INSTITUTIONAL HOLDERS

OWNERSHIP ACTIVITY FOR Q3 2019

ACTIVITY	HOLDERS	SHARES
NEW	21	607,341
INCREASED	49	1,676,663
DECREASED	22	-2,234,749
SOLDOUT	10	-391,542
NET CHANGE		-342,287

	TOP 10 INSTITUTIONAL HOLDERS	POSITION	MARKET VALUE	MARKET VALUE CHANGE
1	Royce & Associates, LP	2,784,625	$21,525,151	▲ $3,092,773
2	BlackRock Institutional Trust Company, N.A.	2,071,382	$16,011,783	▲ $397,523
3	Rice Hall James & Associates, LLC	1,860,487	$14,381,565	▲ $28,686
4	The Vanguard Group, Inc.	1,505,037	$11,633,936	▼ -$688,774
5	Janus Henderson Investors	1,501,166	$11,604,013	▲ $1,717,104
6	Ariel Investments, LLC	1,181,710	$9,134,618	▼ -$5,562,500
7	Renaissance Technologies LLC	1,103,866	$8,532,884	▲ $1,021,906
8	AWM Investment Company, Inc.	1,050,836	$8,122,962	▼ -$615,045
9	Brown Advisory	730,953	$5,650,267	▼ -$269,661
10	Driehaus Capital Management, LLC	710,876	$5,495,071	▲ $257,881

POSITION CHANGES



METRO REGION SUMMARY

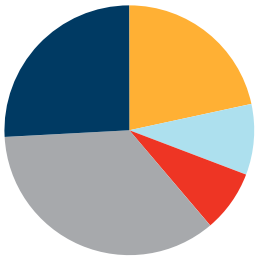

NEW YORK/NO. JERSEY/SO...	21.62%
CHICAGO & SUBURBS	9.16%
SAN FRANCISCO/OAKLAND/...	8.02%
OTHER	35.35%
NON-INSTITUTIONAL	25.85%

COUNTRY SUMMARY

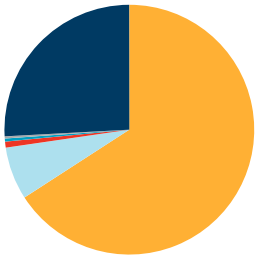

UNITED STATES	65.87%
ENGLAND	6.84%
CANADA	0.77%
FRANCE	0.40%
OTHER	0.28%
NON-INSTITUTIONAL	25.85%

CAP GROUP STYLE

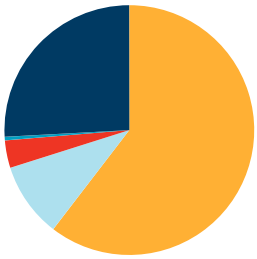

LARGE CAP HOLDER	60.43%
MULTI CAP	9.69%
SMALL CAP HOLDER	3.57%
MID CAP HOLDER	0.47%
NON-INSTITUTIONAL	25.85%

TURNOVER SUMMARY

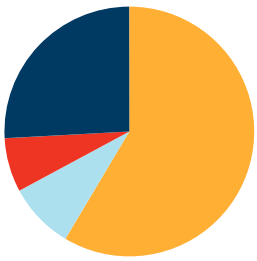

LOW	58.56%
MEDIUM	8.59%
HIGH	7.00%
UNCLASSIFIED	0.00%
NON-INSTITUTIONAL	25.85%

INSTITUTION TYPE SUMMARY

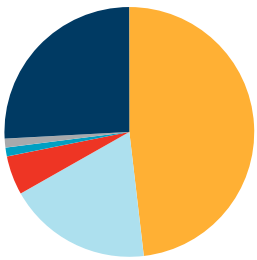

INVESTMENT ADVISOR/HED...	48.15%
INVESTMENT ADVISOR	18.65%
HEDGE FUND	5.05%
PENSION FUND	1.15%
OTHER	1.15%
NON-INSTITUTIONAL	25.85%

INSTITUTIONAL OWNERSHIP 145 RECORDS FOUND

#	HOLDER NAME	POSITION	POS CHANGE	$ MKT VAL	% O/S	REPORT DATE

#	HOLDER NAME	POSITION	POS CHANGE	$ MKT VAL	% O/S	REPORT DATE
1	Royce & Associates, LP	**2,784,625**	400,100	21,525,151	9.45	09-30-19
2	BlackRock Institutional Trust Company, N.A.	**2,071,382**	51,426	16,011,783	7.03	09-30-19
3	Rice Hall James & Associates, LLC	**1,860,487**	3,711	14,381,565	6.31	09-30-19
4	The Vanguard Group, Inc.	**1,505,037**	-89,104	11,633,936	5.11	09-30-19
5	Janus Henderson Investors	**1,501,166**	222,135	11,604,013	5.09	09-30-19
6	Ariel Investments, LLC	**1,181,710**	-719,599	9,134,618	4.01	09-30-19
7	Renaissance Technologies LLC	**1,103,866**	132,200	8,532,884	3.75	09-30-19
8	AWM Investment Company, Inc.	**1,050,836**	-79,566	8,122,962	3.57	09-30-19
9	Brown Advisory	**730,953**	-34,885	5,650,267	2.48	09-30-19
10	Driehaus Capital Management, LLC	**710,876**	33,361	5,495,071	2.41	09-30-19
11	Foundry Partners, LLC	**539,175**	-31,150	4,167,823	1.83	09-30-19
12	State Street Global Advisors (US)	**512,370**	13,055	3,960,620	1.74	09-30-19
13	Geode Capital Management, L.L.C.	**356,165**	24,309	2,753,155	1.21	09-30-19
14	Boston Partners	**326,024**	-683,496	2,520,166	1.11	09-30-19
15	Perritt Capital Management, Inc.	**311,250**	0	2,405,963	1.06	09-30-19
16	Northern Trust Investments, Inc.	**300,635**	7,672	2,323,909	1.02	09-30-19
17	Dimensional Fund Advisors, L.P.	**278,826**	536	2,155,325	0.95	09-30-19
18	Arrowstreet Capital, Limited Partnership	**236,295**	81,765	1,826,560	0.80	09-30-19
19	Moab Capital Partners, LLC	**230,395**	230,395	1,780,953	0.78	09-30-19
20	Winton Capital Management Ltd.	**213,392**	189,130	1,649,520	0.72	09-30-19
21	Bridgeway Capital Management, Inc.	**203,800**	-21,000	1,575,374	0.69	09-30-19
22	Brinker Capital Inc.	**162,412**	1,889	1,247,324	0.55	08-31-19
23	Formula Growth Ltd.	**160,000**	0	1,236,800	0.54	09-30-19
24	Allianz Global Investors U.S. LLC	**152,862**	-228,566	1,181,623	0.52	09-30-19
25	Redwood Investments, LLC	**147,396**	1,675	1,089,256	0.50	10-31-19
26	Nuveen LLC	**137,029**	37,130	1,059,234	0.46	09-30-19
27	Monarch Partners Asset Management LLC	**134,011**	15,770	1,035,905	0.45	09-30-19
28	Mellon Investments Corporation	**120,386**	0	930,584	0.41	09-30-19
29	MacKay Shields LLC	**111,600**	21,600	862,668	0.38	09-30-19
30	BlackRock Financial Management, Inc.	**106,364**	34,445	822,194	0.36	09-30-19
31	BlackRock Investment Management, LLC	**100,366**	4,532	775,829	0.34	09-30-19
32	RBF Capital, LLC	**100,000**	0	773,000	0.34	09-30-19
33	Lord, Abbett & Co. LLC	**98,600**	0	762,178	0.33	09-30-19
34	Dalton, Greiner, Hartman, Maher & Co., LLC	**94,200**	94,200	728,166	0.32	09-30-19
35	North Star Investment Management Corporation	**91,550**	-1,000	707,682	0.31	09-30-19
36	WEDGE Capital Management, L.L.P.	**84,175**	0	650,673	0.29	09-30-19
37	Goldman Sachs & Company, Inc.	**83,178**	72,281	642,966	0.28	09-30-19
38	Barclays Bank PLC	**79,180**	42,989	612,061	0.27	09-30-19
39	Squarepoint Capital LLP	**78,772**	41,966	608,908	0.27	09-30-19
40	Millennium Management LLC	**76,076**	76,076	588,067	0.26	09-30-19
41	California Public Employees' Retirement System	**74,625**	2,454	576,851	0.25	09-30-19
42	METROPOLE Gestion	**71,665**	19,034	553,970	0.24	09-30-19
43	Two Sigma Investments, LP	**68,051**	-6,612	526,034	0.23	09-30-19
44	BNY Mellon Asset Management	**66,484**	-1,941	513,921	0.23	09-30-19
45	Morgan Stanley & Co. LLC	**65,721**	63,140	508,023	0.22	09-30-19

#	HOLDER NAME	POSITION	POS CHANGE	$ MKT VAL	% O/S	REPORT DATE
46	Charles Schwab Investment Management, Inc.	**64,622**	0	499,528	0.22	09-30-19
47	OxFORD Asset Management	**60,864**	41,380	470,479	0.21	09-30-19
48	QMA LLC	**57,177**	836	441,978	0.19	09-30-19
49	Thrivent Asset Management, LLC	**47,349**	0	366,008	0.16	09-30-19
50	CA Indosuez Wealth (Group)	**46,000**	46,000	446,200	0.16	06-30-19
51	CA Indosuez Wealth (Europe) S.A.	**46,000**	0	355,580	0.16	09-30-19
52	Invesco Capital Management LLC	**44,850**	-536	346,691	0.15	09-30-19
53	California State Teachers Retirement System	**43,979**	2,618	339,958	0.15	09-30-19
54	State Teachers Retirement System of Ohio	**42,400**	6,500	327,752	0.14	09-30-19
55	Rhumbline Advisers Ltd. Partnership	**41,959**	3,672	324,343	0.14	09-30-19
56	Susquehanna International Group, LLP	**37,458**	37,458	289,550	0.13	09-30-19
57	Raymond James & Associates, Inc.	**37,000**	0	286,010	0.13	09-30-19
58	Parametric Portfolio Associates LLC	**33,883**	33,883	261,916	0.11	09-30-19
59	Alambic Investment Management, L.P.	**28,700**	28,700	221,851	0.10	09-30-19
60	Algert Global LLC	**28,460**	17,180	219,996	0.10	09-30-19
61	Dimensional Fund Advisors, Ltd.	**27,688**	0	224,273	0.09	11-30-19
62	J.P. Morgan Securities LLC	**27,418**	14,007	211,941	0.09	09-30-19
63	RBC Global Asset Management (U.S.) Inc.	**27,263**	-14,912	220,830	0.09	11-30-19
64	First Republic Investment Management, Inc.	**26,569**	5,846	205,378	0.09	09-30-19
65	Wells Fargo Bank, N.A.	**26,250**	547	202,913	0.09	09-30-19
66	Engineers Gate Manager, L.P.	**24,927**	24,927	192,686	0.08	09-30-19
67	New York State Common Retirement Fund	**21,900**	0	169,287	0.07	09-30-19
68	Mackenzie Financial Corporation	**21,565**	14,405	166,697	0.07	09-30-19
69	UBS Financial Services, Inc.	**20,806**	12,749	160,830	0.07	09-30-19
70	Manulife Asset Management Limited	**20,569**	-88	158,998	0.07	09-30-19
71	BW GestÃ£o de Investimentos Ltda.	**20,007**	0	154,654	0.07	09-30-19
72	Keeley-Teton Advisors, LLC	**19,631**	-17,552	145,073	0.07	12-31-18
73	Florida State Board of Administration	**18,618**	16,018	143,917	0.06	09-30-19
74	Stifel Nicolaus Investment Advisors	**17,984**	2,804	139,016	0.06	09-30-19
75	Wells Capital Management Inc.	**17,904**	-280,998	138,398	0.06	09-30-19
76	Northern Trust Global Investments	**17,393**	959	134,448	0.06	09-30-19
77	AllianceBernstein L.P.	**17,300**	3,700	133,729	0.06	09-30-19
78	SunAmerica Asset Management, LLC	**17,210**	-120	133,033	0.06	09-30-19
79	AXA Rosenberg Investment Management Ltd.	**17,060**	0	127,268	0.06	03-31-18
80	Harris Associates L.P.	**17,032**	0	125,866	0.06	10-31-19
81	Marshall Wace LLP	**15,407**	15,407	119,096	0.05	09-30-19
82	Barclays Wealth Trustees (U.S.) N.A.	**14,697**	422	113,608	0.05	09-30-19
83	Connor, Clark & Lunn Investment Management Ltd.	**14,675**	1,575	113,438	0.05	09-30-19
84	Bank of America Merrill Lynch (US)	**14,148**	6,920	109,364	0.05	09-30-19
85	Goldman Sachs Asset Management (US)	**13,633**	1,789	105,383	0.05	09-30-19
86	D. E. Shaw & Co., L.P.	**13,566**	-1,000	104,865	0.05	09-30-19
87	Cadence Capital Management, LLC	**13,414**	13,414	103,690	0.05	09-30-19
88	MetLife Investment Management, LLC	**13,208**	0	102,098	0.04	09-30-19
89	BlackRock Investment Management (UK) Ltd.	**9,634**	9,634	74,471	0.03	09-30-19
90	Metropolitan Life Insurance Co. (US)	**9,551**	0	73,829	0.03	09-30-19

#	HOLDER NAME	POSITION	POS CHANGE	$ MKT VAL	% O/S	REPORT DATE
91	PGIM Investments LLC	**9,200**	0	71,116	0.03	09-30-19
92	Kopernik Global Investors, LLC	**9,067**	9,067	70,088	0.03	09-30-19
93	Russell Investments Canada Limited	**9,067**	9,067	87,950	0.03	06-30-19
94	BlackRock Japan Co., Ltd.	**8,946**	8,946	69,153	0.03	09-30-19
95	Voya Investment Management LLC	**8,937**	0	69,083	0.03	09-30-19
96	JPMorgan Private Bank (United States)	**8,935**	1,449	69,068	0.03	09-30-19
97	Vaughan Nelson Investment Management, L.P.	**8,133**	0	78,890	0.03	06-30-19
98	Glenmede Investment Management LP	**7,989**	129	61,755	0.03	09-30-19
99	DWS Investment GmbH	**7,494**	637	60,701	0.03	11-30-19
100	DWS Investments UK Limited	**6,857**	-361	53,005	0.02	09-30-19
101	Prelude Capital Management, LLC	**6,500**	6,500	50,245	0.02	09-30-19
102	First Interstate Bank	**6,300**	6,300	48,699	0.02	09-30-19
103	Acadian Asset Management LLC	**5,872**	0	45,391	0.02	09-30-19
104	Simplex Trading, LLC	**5,336**	2,201	41,247	0.02	09-30-19
105	Tower Research Capital LLC	**5,113**	5,113	39,523	0.02	09-30-19
106	Legal & General Investment Management Ltd.	**4,525**	0	34,978	0.02	09-30-19
107	Victory Capital Management Inc.	**4,400**	4,400	34,012	0.01	09-30-19
108	Jennison Associates LLC	**4,400**	-400	34,012	0.01	09-30-19
109	BNP Paribas Securities Corp. North America	**4,334**	44	33,502	0.01	09-30-19
110	Citi Investment Research (US)	**3,749**	-3,212	28,980	0.01	09-30-19
111	Vericimetry Advisors LLC	**3,700**	2,200	28,601	0.01	09-30-19
112	Pacific Asset Management	**3,280**	0	26,568	0.01	11-30-19
113	Principal Funds, Inc.	**2,738**	-230	22,178	0.01	11-30-19
114	BMO Capital Markets (US)	**2,391**	83	18,482	0.01	09-30-19
115	Lazard Asset Management, L.L.C.	**1,749**	1,749	13,520	0.01	09-30-19
116	Ameritas Investment Partners, Inc.	**1,662**	0	12,847	0.01	09-30-19
117	BofA Securities, Inc	**1,394**	-4,110	10,776	0.00	09-30-19
118	Fidelity Management & Research Company	**1,273**	745	10,311	0.00	11-30-19
119	BNY Mellon Wealth Management	**1,124**	0	8,689	0.00	09-30-19
120	ProFund Advisors LLC	**1,087**	-21	8,805	0.00	11-30-19
121	Westfield Capital Management Company, L.P.	**1,025**	0	7,923	0.00	09-30-19
122	Evoke Wealth, LLC	**1,017**	1,017	7,861	0.00	09-30-19
123	BlackRock Asset Management Canada Limited	**699**	0	5,403	0.00	09-30-19
124	DBX Advisors LLC.	**624**	0	4,824	0.00	09-30-19
125	Meeder Asset Management, Inc	**486**	-1,246	3,757	0.00	09-30-19
126	Blackstone Alternative Investment Advisors LLC	**400**	100	3,624	0.00	03-31-19
127	Deutsche Asset Management Americas	**317**	-45,759	2,450	0.00	09-30-19
128	Guggenheim Investments	**209**	-131	1,693	0.00	11-30-19
129	San Francisco Sentry Investment Group	**200**	0	1,546	0.00	09-30-19
130	Morgan Stanley Investment Management Inc. (US)	**100**	100	773	0.00	09-30-19
131	Barclays Capital Inc.	**45**	45	348	0.00	09-30-19
132	Innealta Capital, LLC	**41**	18	398	0.00	06-30-19
133	Capital Investment Advisory Services, LLC	**39**	0	301	0.00	09-30-19
134	Shine Investment Advisory Services, Inc.	**10**	10	77	0.00	09-30-19
135	Cubist Systematic Strategies, LLC	**0**	-12,968	0	0.00	09-30-19

#	HOLDER NAME	POSITION	POS CHANGE	$ MKT VAL	% O/S	REPORT DATE
136	Altair Advisers LLC	**0**	-38,404	0	0.00	11-30-19
137	Point72 Hong Kong Limited	**0**	-218	0	0.00	09-30-19
138	EAM Investors, LLC	**0**	-186,674	0	0.00	09-30-19
139	Brandywine Global Investment Management, LLC	**0**	-13,542	0	0.00	09-30-19
140	Deutsche Bank Securities Inc.	**0**	-7	0	0.00	09-30-19
141	GW&K Investment Management, LLC	**0**	-5,448	0	0.00	08-31-19
142	Federated MDTA LLC	**0**	-94	0	0.00	09-30-19
143	EAM Global Investors LLC	**0**	-140,156	0	0.00	09-30-19
144	Counterpoint Mutual Funds, LLC	**0**	-12,035	0	0.00	09-30-19
145	ExodusPoint Capital Management, LP	**0**	-20,400	0	0.00	09-30-19

As of latest reported date