

## INSTITUTIONAL

22.27M

SHARES HELD BY INSTITUTIONS

70.25%

NORTH AMERICAN

5.36%

NON-NORTH AMERICAN

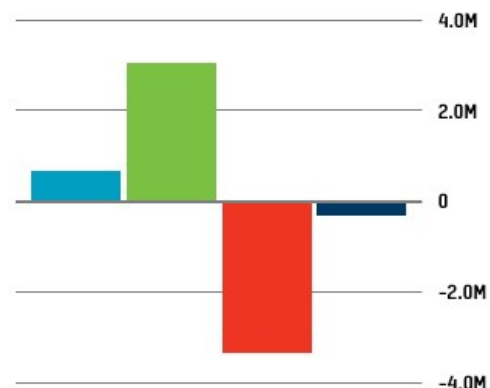
50.64%

TOP 10 INSTITUTIONAL HOLDERS

### OWNERSHIP ACTIVITY FOR Q2 2019

ACTIVITY	HOLDERS	SHARES
NEW	22	649,591
INCREASED	39	3,035,772
DECREASED	26	-3,366,304
SOLDOUT	8	-327,464
<b>NET CHANGE</b>		<b>-8,405</b>

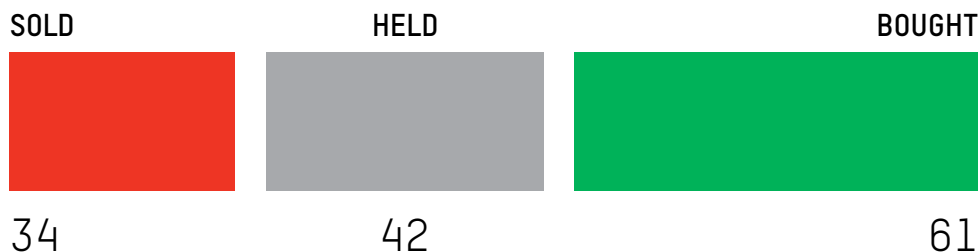
Shares



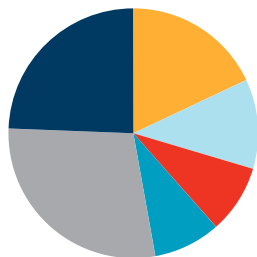
### TOP 10 INSTITUTIONAL HOLDERS

	POSITION	MARKET VALUE	MARKET VALUE CHANGE
1 Royce & Associates, LP	2,384,525	\$23,129,893	▲ \$5,889,404
2 BlackRock Institutional Trust Company, N.A.	2,019,956	\$19,593,573	▲ \$200,363
3 Ariel Investments, LLC	1,901,309	\$18,442,697	▼ -\$10,771,258
4 Rice Hall James & Associates, LLC	1,856,776	\$18,010,727	▲ \$7,078,624
5 The Vanguard Group, Inc.	1,594,141	\$15,463,168	▲ \$1,956,286
6 Janus Henderson Investors	1,279,031	\$12,406,601	▲ \$7,180,192
7 AWM Investment Company, Inc.	1,130,402	\$10,964,899	\$0
8 Boston Partners	1,009,520	\$9,792,344	▼ -\$82,751
9 Renaissance Technologies LLC	971,666	\$9,425,160	▲ \$1,602,440
10 Brown Advisory	765,838	\$7,428,629	▼ -\$132,279

### POSITION CHANGES

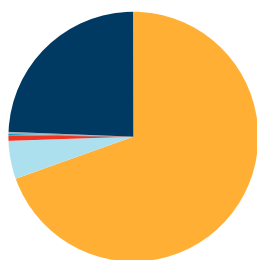


METRO REGION SUMMARY



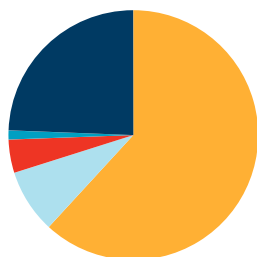
NEW YORK/NO. JERSEY/SO...	18.00%
CHICAGO & SUBURBS	11.59%
SAN FRANCISCO/OAKLAND/...	8.88%
SAN DIEGO	8.71%
OTHER	28.42%
NON-INSTITUTIONAL	24.39%

COUNTRY SUMMARY



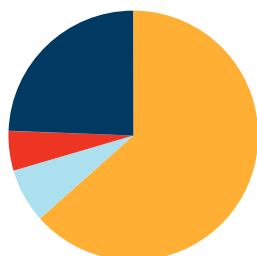
UNITED STATES	69.55%
ENGLAND	4.93%
CANADA	0.71%
FRANCE	0.18%
OTHER	0.25%
NON-INSTITUTIONAL	24.39%

CAP GROUP STYLE



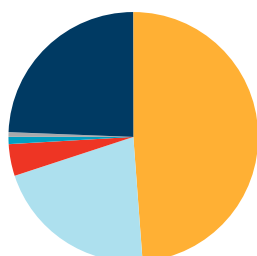
LARGE CAP HOLDER	61.84%
MULTI CAP	8.28%
SMALL CAP HOLDER	4.31%
MID CAP HOLDER	1.18%
NON-INSTITUTIONAL	24.39%

TURNOVER SUMMARY



LOW	63.44%
MEDIUM	7.02%
HIGH	5.13%
UNCLASSIFIED	0.02%
NON-INSTITUTIONAL	24.39%

INSTITUTION TYPE SUMMARY



INVESTMENT ADVISOR/HED...	48.83%
INVESTMENT ADVISOR	21.13%
HEDGE FUND	4.12%
PENSION FUND	0.93%
OTHER	0.60%
NON-INSTITUTIONAL	24.39%

INSTITUTIONAL OWNERSHIP 143 RECORDS FOUND

#	HOLDER NAME	POSITION	POS CHANGE	\$ MKT VAL	% O/S	REPORT DATE
---	-------------	----------	------------	------------	-------	-------------

#	HOLDER NAME	POSITION	POS CHANGE	\$ MKT VAL	% O/S	REPORT DATE
1	Royce & Associates, LP	2,384,525	607,155	23,129,893	8.10	06-30-19
2	BlackRock Institutional Trust Company, N.A.	2,019,956	20,656	19,593,573	6.86	06-30-19
3	Ariel Investments, LLC	1,901,309	-1,110,439	18,442,697	6.46	06-30-19
4	Rice Hall James & Associates, LLC	1,856,776	729,755	18,010,727	6.31	06-30-19
5	The Vanguard Group, Inc.	1,594,141	201,679	15,463,168	5.41	06-30-19
6	Janus Henderson Investors	1,279,031	740,226	12,406,601	4.34	06-30-19
7	AWM Investment Company, Inc.	1,130,402	0	10,964,899	3.84	06-30-19
8	Boston Partners	1,009,520	-8,531	9,792,344	3.43	06-30-19
9	Renaissance Technologies LLC	971,666	165,200	9,425,160	3.30	06-30-19
10	Brown Advisory	765,838	-13,637	7,428,629	2.60	06-30-19
11	Driehaus Capital Management, LLC	677,515	39,276	6,571,896	2.30	06-30-19
12	Foundry Partners, LLC	570,325	-4,970	5,532,153	1.94	06-30-19
13	State Street Global Advisors (US)	499,315	64,912	4,843,356	1.70	06-30-19
14	Allianz Global Investors U.S. LLC	381,428	-5,189	3,699,852	1.30	06-30-19
15	Geode Capital Management, L.L.C.	331,856	29,200	3,219,003	1.13	06-30-19
16	Perritt Capital Management, Inc.	311,250	-10,000	3,019,125	1.06	06-30-19
17	Wells Capital Management Inc.	298,902	-1,158,655	2,899,349	1.02	06-30-19
18	Northern Trust Investments, Inc.	292,963	3,956	2,841,741	0.99	06-30-19
19	Dimensional Fund Advisors, L.P.	278,290	0	2,699,413	0.95	06-30-19
20	Bridgeway Capital Management, Inc.	224,800	-47,800	2,180,560	0.76	06-30-19
21	EAM Investors, LLC	186,674	186,674	1,810,738	0.63	06-30-19
22	Brinker Capital Inc.	160,523	2,038	1,402,971	0.55	05-31-19
23	Formula Growth Ltd.	160,000	0	1,552,000	0.54	06-30-19
24	Arrowstreet Capital, Limited Partnership	154,530	79,157	1,498,941	0.52	06-30-19
25	Redwood Investments, LLC	145,784	76,016	1,414,105	0.50	06-30-19
26	EAM Global Investors LLC	140,156	140,156	1,359,513	0.48	06-30-19
27	Mellon Investments Corporation	120,386	500	1,167,744	0.41	06-30-19
28	Monarch Partners Asset Management LLC	118,241	0	1,146,938	0.40	06-30-19
29	RBF Capital, LLC	100,000	0	970,000	0.34	06-30-19
30	Nuveen LLC	99,899	0	969,020	0.34	06-30-19
31	Lord, Abbett & Co. LLC	98,600	-786,266	956,420	0.33	06-30-19
32	BlackRock Investment Management, LLC	95,834	266	929,590	0.33	06-30-19
33	North Star Investment Management Corporation	92,550	-178,700	897,735	0.31	06-30-19
34	MacKay Shields LLC	90,000	90,000	873,000	0.31	06-30-19
35	WEDGE Capital Management, L.L.P.	84,175	-16,600	816,498	0.29	06-30-19
36	Two Sigma Investments, LP	74,663	47,863	724,231	0.25	06-30-19
37	Callan LLC	73,921	-279,015	669,724	0.25	03-31-19
38	California Public Employees' Retirement System	72,171	9,871	700,059	0.25	06-30-19
39	BlackRock Financial Management, Inc.	71,919	6,886	697,614	0.24	06-30-19
40	BNY Mellon Asset Management	68,425	-1,078	663,723	0.23	06-30-19
41	Charles Schwab Investment Management, Inc.	64,622	2,987	626,833	0.22	06-30-19
42	QMA LLC	56,341	46,087	546,508	0.19	06-30-19
43	METROPOLE Gestion	52,631	30,769	510,521	0.18	06-30-19
44	Thrivent Asset Management, LLC	47,349	0	459,285	0.16	06-30-19
45	Deutsche Asset Management Americas	46,076	20,385	446,937	0.16	06-30-19

#	HOLDER NAME	POSITION	POS CHANGE	\$ MKT VAL	% O/S	REPORT DATE
46	CA Indosuez Wealth (Europe) S.A.	46,000	46,000	446,200	0.16	06-30-19
47	Invesco Capital Management LLC	45,386	-1,562	440,244	0.15	06-30-19
48	RBC Global Asset Management (U.S.) Inc.	42,175	17,675	383,793	0.14	04-30-19
49	California State Teachers Retirement System	41,361	0	401,202	0.14	06-30-19
50	Altair Advisers LLC	38,404	0	379,047	0.13	07-31-19
51	Rhumblin Advisers Ltd. Partnership	38,287	774	371,384	0.13	06-30-19
52	Raymond James & Associates, Inc.	37,000	-700	358,900	0.13	06-30-19
53	Squarepoint Capital LLP	36,806	-6,959	357,018	0.12	06-30-19
54	Barclays Bank PLC	36,191	27,917	351,053	0.12	06-30-19
55	State Teachers Retirement System of Ohio	35,900	22,900	348,230	0.12	06-30-19
56	Dimensional Fund Advisors, Ltd.	26,500	0	257,050	0.09	06-30-19
57	Wells Fargo Bank, N.A.	25,703	-2,696	249,319	0.09	06-30-19
58	Winton Capital Management Ltd.	24,262	9,646	235,341	0.08	06-30-19
59	New York State Common Retirement Fund	21,900	0	212,430	0.07	06-30-19
60	First Republic Investment Management, Inc.	20,723	20,723	201,013	0.07	06-30-19
61	Manulife Asset Management Limited	20,657	8,870	200,373	0.07	06-30-19
62	ExodusPoint Capital Management, LP	20,400	20,400	197,880	0.07	06-30-19
63	BW GestÃo de Investimentos Ltda.	20,007	0	194,068	0.07	06-30-19
64	Keeley-Teton Advisors, LLC	19,631	-17,552	145,073	0.07	12-31-18
65	OxFORD Asset Management	19,484	19,484	188,995	0.07	06-30-19
66	SunAmerica Asset Management, LLC	17,330	95	168,101	0.06	06-30-19
67	AXA Rosenberg Investment Management Ltd.	17,060	0	127,268	0.06	03-31-18
68	Northern Trust Global Investments	16,434	-1,217	159,410	0.06	06-30-19
69	Stifel Nicolaus Investment Advisors	15,180	-2,326	147,246	0.05	06-30-19
70	Harris Associates L.P.	15,090	-718	146,373	0.05	06-30-19
71	D. E. Shaw & Co., L.P.	14,566	14,566	141,290	0.05	06-30-19
72	Barclays Wealth Trustees (U.S.) N.A.	14,275	5,501	138,468	0.05	06-30-19
73	AllianceBernstein L.P.	13,600	100	131,920	0.05	06-30-19
74	Brandywine Global Investment Management, LLC	13,542	-2,238	131,357	0.05	06-30-19
75	J.P. Morgan Securities LLC	13,411	13,411	130,087	0.05	06-30-19
76	MetLife Investment Advisors, LLC	13,208	0	128,118	0.04	06-30-19
77	Connor, Clark & Lunn Investment Management Ltd.	13,100	13,100	127,070	0.04	06-30-19
78	Cubist Systematic Strategies, LLC	12,968	12,968	125,790	0.04	06-30-19
79	Goldman Sachs Asset Management (US)	11,844	11,844	114,887	0.04	06-30-19
80	Algert Global LLC	11,280	11,280	109,416	0.04	06-30-19
81	Goldman Sachs & Company, Inc.	10,897	10,897	105,701	0.04	06-30-19
82	Metropolitan Life Insurance Co. (US)	9,551	0	92,645	0.03	06-30-19
83	PGIM Investments LLC	9,200	9,200	89,240	0.03	06-30-19
84	Russell Investments Canada Limited	9,067	9,067	87,950	0.03	06-30-19
85	Voya Investment Management LLC	8,937	2,302	86,689	0.03	06-30-19
86	Vanguard Global Advisers LLC	8,462	0	83,520	0.03	07-31-19
87	Vaughan Nelson Investment Management, L.P.	8,133	-1,427	60,103	0.03	12-31-18
88	UBS Financial Services, Inc.	8,057	5,595	78,153	0.03	06-30-19
89	Glenmede Investment Management LP	7,860	4,140	76,242	0.03	06-30-19
90	JPMorgan Private Bank (United States)	7,486	892	72,614	0.03	06-30-19

#	HOLDER NAME	POSITION	POS CHANGE	\$ MKT VAL	% O/S	REPORT DATE
91	DWS Investment GmbH	7,307	547	72,120	0.02	07-31-19
92	Bank of America Merrill Lynch (US)	7,228	-1,023	70,112	0.02	06-30-19
93	Deutsche Asset Management (UK) Limited	7,218	-402	70,015	0.02	06-30-19
94	Citi Investment Research (US)	6,961	281	67,522	0.02	06-30-19
95	Acadian Asset Management LLC	5,872	5,872	56,958	0.02	06-30-19
96	BofA Securities, Inc	5,504	5,504	53,389	0.02	06-30-19
97	GWSK Investment Management, LLC	5,448	5,448	53,772	0.02	07-31-19
98	Jennison Associates LLC	4,800	700	46,560	0.02	06-30-19
99	Legal & General Investment Management Ltd.	4,525	0	43,893	0.02	06-30-19
100	BNP Paribas Securities Corp. North America	4,290	-1,428	41,613	0.01	06-30-19
101	Mackenzie Financial Corporation	4,187	4,187	40,614	0.01	06-30-19
102	Vericimetry Advisors LLC	3,400	0	30,804	0.01	03-31-19
103	Pacific Asset Management	3,280	0	32,374	0.01	07-31-19
104	Simplex Trading, LLC	3,135	3,119	30,410	0.01	06-30-19
105	Principal Funds, Inc.	2,637	374	26,027	0.01	07-31-19
106	Florida State Board of Administration	2,600	-19,047	23,556	0.01	03-31-19
107	Morgan Stanley & Co. LLC	2,581	-2,586	25,036	0.01	06-30-19
108	BMO Capital Markets (US)	2,308	2,308	22,388	0.01	06-30-19
109	ProFund Advisors LLC	1,915	-174	18,901	0.01	07-31-19
110	Meeder Asset Management, Inc	1,732	1,732	16,800	0.01	06-30-19
111	Ameritas Investment Partners, Inc.	1,662	0	16,121	0.01	06-30-19
112	BNY Mellon Wealth Management	1,124	-467	10,903	0.00	06-30-19
113	Westfield Capital Management Company, L.P.	1,025	0	8,959	0.00	05-31-19
114	BlackRock Asset Management Canada Limited	699	0	6,780	0.00	06-30-19
115	DBX Advisors LLC.	624	425	6,053	0.00	06-30-19
116	Guggenheim Investments	425	-9	4,195	0.00	07-31-19
117	Blackstone Alternative Investment Advisors LLC	300	-400	2,238	0.00	09-30-18
118	Point72 Hong Kong Limited	218	218	2,115	0.00	06-30-19
119	San Francisco Sentry Investment Group	200	0	1,940	0.00	06-30-19
120	Federated MDTA LLC	94	0	912	0.00	06-30-19
121	Capital Investment Advisory Services, LLC	39	0	378	0.00	06-30-19
122	Innealta Capital, LLC	23	23	208	0.00	03-31-19
123	Deutsche Bank Securities Inc.	7	-117	68	0.00	06-30-19
124	Ramsey Quantitative Systems, Inc.	0	-13,937	0	0.00	03-31-19
125	PENN Capital Management Company, Inc.	0	-108,158	0	0.00	06-30-19
126	BlackRock Japan Co., Ltd.	0	-28,598	0	0.00	03-31-19
127	PanAgora Asset Management Inc.	0	-12,189	0	0.00	03-31-19
128	Manulife Investment Management (US) LLC	0	-10,409	0	0.00	03-31-19
129	Kennedy Capital Management, Inc.	0	-144,596	0	0.00	06-30-19
130	Barclays Capital Inc.	0	-577	0	0.00	06-30-19
131	Bessemer Trust Company, N.A. (US)	0	-5,000	0	0.00	03-31-19
132	Capital Bank and Trust Company	0	-5	0	0.00	03-31-19
133	Mid Atlantic Financial Management Inc	0	-13,712	0	0.00	03-31-19
134	Bruderman Asset Management, LLC	0	-100	0	0.00	06-30-19
135	Engineers Gate Manager, L.P.	0	-14,117	0	0.00	03-31-19

#	HOLDER NAME	POSITION	POS CHANGE	\$ MKT VAL	% O/S	REPORT DATE
136	Municipal Employees' Retirement System of Michigan	0	-43,160	0	0.00	06-30-19
137	Stone Ridge Asset Management LLC	0	-11,278	0	0.00	03-31-19
138	BlackRock Investment Management (UK) Ltd.	0	-12,435	0	0.00	06-30-19
139	AXA Rosenberg Investment Management LLC	0	-17,170	0	0.00	06-30-19
140	Assenagon Asset Management S.A.	0	-14,500	0	0.00	03-31-19
141	Tower Research Capital LLC	0	-1,268	0	0.00	06-30-19
142	Susquehanna International Group, LLP	0	-15,872	0	0.00	03-31-19
143	O'Shaughnessy Asset Management, LLC	0	-8,100	0	0.00	03-31-19

As of latest reported date