

## INSTITUTIONAL

23.30M

SHARES HELD BY INSTITUTIONS

76.38%

NORTH AMERICAN

2.69%

NON-NORTH AMERICAN

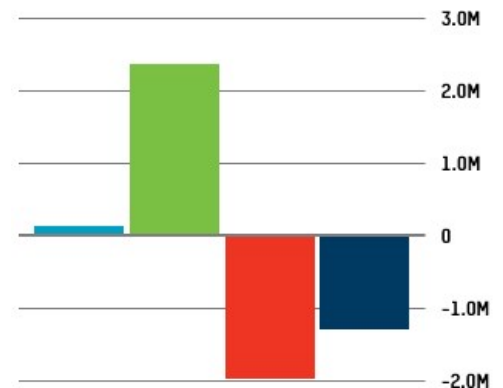
50.33%

TOP 10 INSTITUTIONAL HOLDERS

### OWNERSHIP ACTIVITY FOR Q4 2018

ACTIVITY	HOLDERS	SHARES
NEW	11	134,523
INCREASED	30	2,364,815
DECREASED	37	-1,972,841
SOLDOUT	19	-1,298,857
<b>NET CHANGE</b>		<b>-772,360</b>

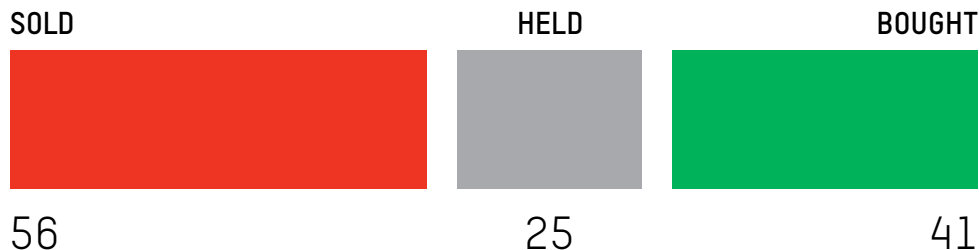
Shares




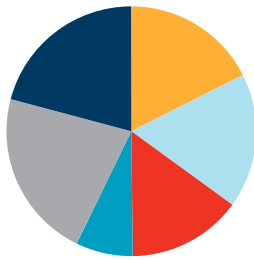
### TOP 10 INSTITUTIONAL HOLDERS

	POSITION	MARKET VALUE	MARKET VALUE CHANGE
1 Ariel Investments, LLC	3,466,105	\$25,614,516	▼ -\$3,240,146
2 BlackRock Institutional Trust Company, N.A.	2,337,049	\$17,270,792	▲ \$146,329
3 Royce & Associates, LP	1,734,570	\$12,818,472	▲ \$5,565,187
4 Wells Capital Management Inc.	1,452,798	\$10,736,177	▲ \$372,441
5 The Vanguard Group, Inc.	1,372,736	\$10,144,519	▲ \$328,441
6 AWM Investment Company, Inc.	1,135,111	\$8,388,470	▲ \$3,062,579
7 Lord, Abbett & Co. LLC	884,866	\$6,539,160	\$0
8 Rice Hall James & Associates, LLC	822,963	\$6,081,697	▲ \$2,072,341
9 Brown Advisory	810,391	\$5,988,789	▲ \$509,141
10 Renaissance Technologies LLC	798,997	\$5,904,588	▼ -\$1,011,270

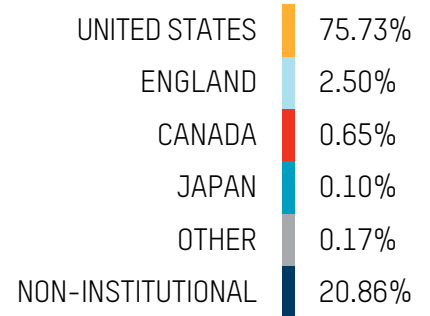
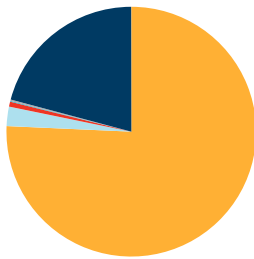
### POSITION CHANGES



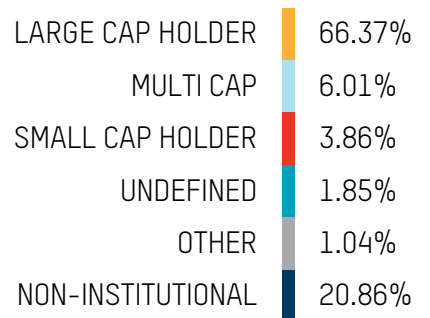
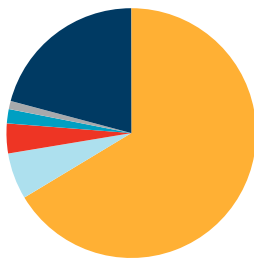
METRO REGION SUMMARY



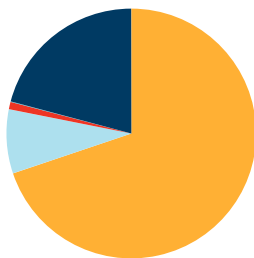
COUNTRY SUMMARY



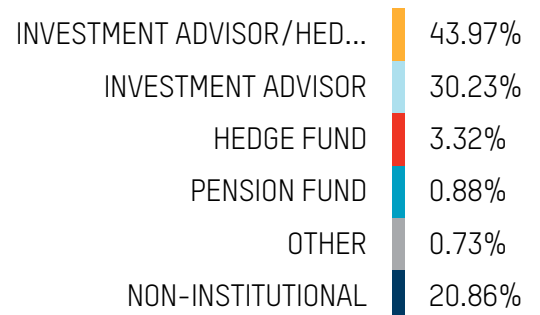
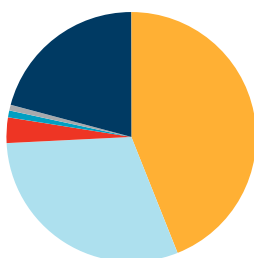
CAP GROUP STYLE



TURNOVER SUMMARY



INSTITUTION TYPE SUMMARY



INSTITUTIONAL OWNERSHIP 137 RECORDS FOUND

#	HOLDER NAME	POSITION	POS CHANGE	\$ MKT VAL	% O/S	REPORT DATE
---	-------------	----------	------------	------------	-------	-------------

#	HOLDER NAME	POSITION	POS CHANGE	\$ MKT VAL	% O/S	REPORT DATE
1	Ariel Investments, LLC	3,466,105	-438,450	25,614,516	11.77	12-31-18
2	BlackRock Institutional Trust Company, N.A.	2,337,049	19,801	17,270,792	7.94	12-31-18
3	Royce & Associates, LP	1,734,570	753,070	12,818,472	5.89	12-31-18
4	Wells Capital Management Inc.	1,452,798	50,398	10,736,177	4.93	12-31-18
5	The Vanguard Group, Inc.	1,372,736	44,444	10,144,519	4.66	12-31-18
6	AWM Investment Company, Inc.	1,135,111	414,422	8,388,470	3.86	12-31-18
7	Lord, Abbett & Co. LLC	884,866	0	6,539,160	3.01	12-31-18
8	Rice Hall James & Associates, LLC	822,963	280,425	6,081,697	2.80	12-31-18
9	Brown Advisory	810,391	68,896	5,988,789	2.75	12-31-18
10	Renaissance Technologies LLC	798,997	-136,843	5,904,588	2.71	12-31-18
11	Driehaus Capital Management, LLC	667,901	-97,103	4,935,788	2.27	12-31-18
12	Foundry Partners, LLC	575,295	-7,850	5,212,173	1.95	03-31-19
13	Boston Partners	548,700	242,400	4,054,893	1.86	12-31-18
14	PENN Capital Management Company, Inc.	546,096	204,566	4,035,649	1.86	12-31-18
15	Janus Henderson Investors	538,805	538,805	4,881,573	1.83	03-31-19
16	Allianz Global Investors U.S. LLC	408,180	-18,659	3,016,450	1.39	12-31-18
17	State Street Global Advisors (US)	400,762	17,655	2,961,631	1.36	12-31-18
18	Perritt Capital Management, Inc.	357,250	-7,322	2,640,078	1.21	12-31-18
19	Callan LLC	352,936	131,386	2,608,197	1.20	12-31-18
20	Bridgeway Capital Management, Inc.	351,400	-35,000	2,596,846	1.19	12-31-18
21	Northern Trust Investments, Inc.	285,682	-1,137	2,111,190	0.97	12-31-18
22	Geode Capital Management, L.L.C.	278,783	14,861	2,060,206	0.95	12-31-18
23	Dimensional Fund Advisors, L.P.	278,290	0	2,056,563	0.95	12-31-18
24	North Star Investment Management Corporation	271,250	0	2,457,525	0.92	03-31-19
25	Formula Growth Ltd.	180,000	-10,000	1,330,200	0.61	12-31-18
26	Kennedy Capital Management, Inc.	147,037	-129,557	1,086,603	0.50	12-31-18
27	Brinker Capital Inc.	124,279	7,187	927,121	0.42	11-30-18
28	Mellon Investments Corporation	118,686	2,069	877,090	0.40	12-31-18
29	Monarch Partners Asset Management LLC	118,241	26,853	873,801	0.40	12-31-18
30	Nuveen LLC	100,168	-14,945	740,242	0.34	12-31-18
31	RBF Capital, LLC	100,000	0	739,000	0.34	12-31-18
32	BlackRock Investment Management, LLC	98,446	-2,240	727,516	0.33	12-31-18
33	BlackRock Investment Management (UK) Ltd.	93,753	-5,058	692,835	0.32	12-31-18
34	WEDGE Capital Management, L.L.P.	83,100	0	614,109	0.28	12-31-18
35	Bank of America Merrill Lynch (US)	72,070	-32,291	532,597	0.24	12-31-18
36	BNY Mellon Asset Management	70,127	2,919	518,239	0.24	12-31-18
37	Redwood Investments, LLC	67,633	-19,588	518,745	0.23	01-31-19
38	Squarepoint Capital LLP	65,002	31,102	480,365	0.22	12-31-18
39	BlackRock Financial Management, Inc.	64,943	-73,662	479,929	0.22	12-31-18
40	California Public Employees' Retirement System	62,300	0	460,397	0.21	12-31-18
41	Charles Schwab Investment Management, Inc.	61,635	0	455,483	0.21	12-31-18
42	Thrivent Asset Management, LLC	47,349	13,353	349,909	0.16	12-31-18
43	Two Sigma Investments, LP	44,059	44,059	325,596	0.15	12-31-18
44	Municipal Employees' Retirement System of Michigan	43,160	0	318,952	0.15	12-31-18
45	Morgan Stanley & Co. LLC	41,841	-2,049	309,205	0.14	12-31-18

#	HOLDER NAME	POSITION	POS CHANGE	\$ MKT VAL	% O/S	REPORT DATE
46	California State Teachers Retirement System	41,361	0	305,658	0.14	12-31-18
47	Altair Advisers LLC	38,775	0	351,302	0.13	03-31-19
48	Rhumblin Advisers Ltd. Partnership	37,713	11,747	278,699	0.13	12-31-18
49	Invesco Capital Management LLC	37,150	-3,396	274,539	0.13	12-31-18
50	Raymond James & Associates, Inc.	35,700	0	263,823	0.12	12-31-18
51	BlackRock Japan Co., Ltd.	28,598	-63,511	211,339	0.10	12-31-18
52	Deutsche Asset Management Americas	26,681	-143,153	197,173	0.09	12-31-18
53	AXA Rosenberg Investment Management LLC	24,770	-8,940	183,050	0.08	12-31-18
54	RBC Global Asset Management (U.S.) Inc.	24,500	0	187,915	0.08	01-31-19
55	Wells Fargo Bank, N.A.	23,033	1,079	170,214	0.08	12-31-18
56	New York State Common Retirement Fund	21,900	-441,064	161,841	0.07	12-31-18
57	METROPOLE Gestion	21,862	21,862	198,070	0.07	03-31-19
58	Florida State Board of Administration	21,647	19,047	161,487	0.07	03-31-18
59	BW GestÃ£o de Investimentos Ltda.	20,007	3,172	147,852	0.07	12-31-18
60	Keeley-Teton Advisors, LLC	19,631	-17,552	145,073	0.07	12-31-18
61	SunAmerica Asset Management, LLC	17,793	-136	131,490	0.06	12-31-18
62	Stifel Nicolaus Investment Advisors	17,438	-996	128,867	0.06	12-31-18
63	AXA Rosenberg Investment Management Ltd.	17,060	0	127,268	0.06	03-31-18
64	Harris Associates L.P.	16,308	-4,330	137,476	0.06	02-28-19
65	Northern Trust Global Investments	16,279	-1,295	120,302	0.06	12-31-18
66	Susquehanna International Group, LLP	15,872	15,872	117,294	0.05	12-31-18
67	Brandywine Global Investment Management, LLC	15,780	15,780	116,614	0.05	12-31-18
68	Engineers Gate Manager, L.P.	14,117	14,117	104,325	0.05	12-31-18
69	Mid Atlantic Financial Management Inc	13,712	13,712	101,332	0.05	12-31-18
70	Algert Global LLC	13,462	13,462	99,484	0.05	12-31-18
71	Metropolitan Life Insurance Co. (US)	13,208	13,208	119,664	0.04	03-31-19
72	State Teachers Retirement System of Ohio	13,000	0	117,780	0.04	03-31-19
73	UBS Financial Services, Inc.	12,218	4,742	90,291	0.04	12-31-18
74	PanAgora Asset Management Inc.	12,189	-118,758	90,077	0.04	12-31-18
75	Quantitative Management Associates LLC	11,351	2,451	83,884	0.04	12-31-18
76	Stone Ridge Asset Management LLC	11,278	-18,188	83,344	0.04	12-31-18
77	AllianceBernstein L.P.	10,900	-2,800	80,551	0.04	12-31-18
78	Arrowstreet Capital, Limited Partnership	10,500	10,500	77,595	0.04	12-31-18
79	Manulife Asset Management (US) LLC	10,409	385	76,923	0.04	12-31-18
80	Manulife Asset Management Limited	10,379	-2,397	76,701	0.04	12-31-18
81	J.P. Morgan Securities LLC	9,051	7,605	66,887	0.03	12-31-18
82	Deutsche Asset Management (UK) Limited	8,725	-1,188	64,478	0.03	12-31-18
83	Barclays Wealth Trustees (U.S.) N.A.	8,287	0	61,241	0.03	12-31-18
84	Vaughan Nelson Investment Management, L.P.	8,133	-1,427	60,103	0.03	12-31-18
85	O'Shaughnessy Asset Management, LLC	8,100	-11,831	59,859	0.03	12-31-18
86	DWS International GmbH	7,620	-1,105	69,037	0.03	03-31-19
87	Citi Investment Research (US)	7,258	-163	53,637	0.02	12-31-18
88	JPMorgan Private Bank (United States)	6,903	643	51,013	0.02	12-31-18
89	Dimensional Fund Advisors, Ltd.	6,013	0	54,478	0.02	03-31-19
90	Tower Research Capital LLC	6,012	5,509	44,429	0.02	12-31-18

#	HOLDER NAME	POSITION	POS CHANGE	\$ MKT VAL	% O/S	REPORT DATE
91	BNP Paribas Securities Corp. North America	5,718	4,816	51,805	0.02	03-31-19
92	Bessemer Trust Company, N.A. (US)	5,000	-19,400	36,950	0.02	12-31-18
93	Jennison Associates LLC	4,800	-99,500	35,472	0.02	12-31-18
94	Legal & General Investment Management Ltd.	4,525	878	33,440	0.02	12-31-18
95	Glenmede Investment Management LP	3,516	3,516	25,983	0.01	12-31-18
96	Pacific Asset Management	3,501	0	29,513	0.01	02-28-19
97	Vericimetry Advisors LLC	3,400	3,400	25,126	0.01	12-31-18
98	Principal Funds, Inc.	2,682	-268	24,299	0.01	03-31-19
99	ProFund Advisors LLC	2,245	-644	20,340	0.01	03-31-19
100	Ameritas Investment Partners, Inc.	1,662	0	12,282	0.01	12-31-18
101	BNY Mellon Wealth Management	1,591	246	11,757	0.01	12-31-18
102	Barclays Capital Inc.	1,126	551	8,321	0.00	12-31-18
103	Westfield Capital Management Company, L.P.	1,025	0	7,862	0.00	01-31-19
104	Barclays Bank PLC	838	-10,064	6,193	0.00	12-31-18
105	BlackRock Asset Management Canada Limited	699	0	5,166	0.00	12-31-18
106	Guggenheim Investments	408	0	3,696	0.00	03-31-19
107	Deutsche Bank Securities Inc.	379	-1,365	2,801	0.00	12-31-18
108	Blackstone Alternative Investment Advisors LLC	300	-400	2,238	0.00	09-30-18
109	San Francisco Sentry Investment Group	200	0	1,478	0.00	12-31-18
110	DBX Advisors LLC.	199	0	1,471	0.00	12-31-18
111	Federated MDTA LLC	139	-1,401	1,027	0.00	12-31-18
112	Bruderman Asset Management, LLC	100	100	739	0.00	12-31-18
113	Capital Investment Advisory Services, LLC	39	0	353	0.00	03-31-19
114	Simplex Trading, LLC	16	16	145	0.00	03-31-19
115	Capital Bank and Trust Company	5	5	37	0.00	12-31-18
116	PDT Partners, LLC	0	-16,502	0	0.00	12-31-18
117	Alambic Investment Management, L.P.	0	-69,537	0	0.00	12-31-18
118	Macquarie Funds Management Hong Kong Ltd.	0	-202	0	0.00	12-31-18
119	Assenagon Asset Management S.A.	0	-14,500	0	0.00	03-31-19
120	Teton Advisors, Inc.	0	-2,000	0	0.00	12-31-18
121	Wellington Management Company, LLP	0	-560,082	0	0.00	12-31-18
122	Numeric Investors LLC	0	-35,544	0	0.00	12-31-18
123	RBC Capital Partners	0	-498	0	0.00	12-31-18
124	OxFORD Asset Management	0	-45,499	0	0.00	12-31-18
125	ClariVest Asset Management LLC	0	-32,400	0	0.00	12-31-18
126	Skylands Capital, LLC	0	-232,826	0	0.00	12-31-18
127	SG Americas Securities, L.L.C.	0	-41,569	0	0.00	12-31-18
128	Prelude Capital Management, LLC	0	-3,494	0	0.00	12-31-18
129	Martingale Asset Management, L.P.	0	-78,319	0	0.00	12-31-18
130	Connors Investor Services, Inc.	0	-20,000	0	0.00	12-31-18
131	Citadel LLC	0	-14,152	0	0.00	12-31-18
132	Ramsey Quantitative Systems, Inc.	0	-13,937	0	0.00	03-31-19
133	Morgan Stanley & Co. International Plc	0	-10,219	0	0.00	12-31-18
134	Goldman Sachs & Company, Inc.	0	-44,767	0	0.00	12-31-18
135	BMO Capital Markets (US)	0	-379	0	0.00	03-31-19

#	HOLDER NAME	POSITION	POS CHANGE	\$ MKT VAL	% O/S	REPORT DATE
136	BlackRock International Ltd.	0	-4,026	0	0.00	12-31-18
137	EACM Advisors LLC	0	-87,221	0	0.00	11-30-18

As of latest reported date